

Annual Collection

ANNUAL COLLECTION



ARTIST® *Ageratum*

LANDSCAPE    20-30cm (8-12")   Vigor: 2

This bountiful bloomer attracts pollinators all season with its brilliant blue blossoms that do not require deadheading. Its habit is sturdy, compact, and very well-branched. It has exhibited outstanding heat tolerance, blooming through the summer even in hot climates.

Growing Tips for ARTIST®

- Requires high light in production.
- Requires early growth regulator.
- 200 ppm fertilizer for optimal growth.
- In growing group BB (see page 145).*

Notes: Pinching is not recommended. A light Sumagic® spray (2-5 ppm) or B-9 (2500-5000) has been shown to be effective on *Ageratum*. Growth can also be controlled using holding temperature. Winter flowering occurs in Sunbelt states.



AWARD WINNERS – ARTIST® *Ageratum*

45 Awards including: Excellent Rating, Disney; Best of the Best, University of Georgia; Best of Species, Penn State; Top Pick, Dallas Arboretum; Top Performer, Kansas State University



ARTIST® Blue
Ageratum 'Agerantis' USPP15289 Can2050

SILVER BULLET® *Artemisia stelleriana*

LANDSCAPE   15-25cm (6-10") Zones 5-9  Vigor: 3

Meet one of the best plants for in-demand low water combinations and landscapes. Lacy textured, silvery leaves artfully weave their way through combinations, playing well with other medium vigor plants and coordinating well with any colors you choose. Also useful as a low maintenance spreader for sunny landscapes.

Growing Tips for SILVER BULLET®

- Good water management practices are critical to healthy plant growth; water well and then allow the plant to draw the water from the soil.
- Growing plants with too much irrigation can cause chlorosis, keep plants on the dry side.
- Once established in the container, plants can be moved outdoors to create more greenhouse space. Protect if temperatures drop below 29° F especially in the first 10 days after moving outside.
- If the crop becomes overgrown, plants can be sheared to shape. They can also be shaped after flowering in landscape use.
- 150-200 ppm fertilizer for optimal growth.
- In growing group AC (see page 145).

Notes: For all sizes of containers, pinch the liner 1-2 weeks after transplant; for containers larger than 6" and for hanging baskets, trim around the edge of the container as needed prior to spacing or hanging of the baskets. Once established Silver Bullet is a very fast growing plant, growth can be controlled by reducing fertility or withholding water.

AWARD WINNER – SILVER BULLET® *Artemisia*

27 Awards including: Perfect Score, Penn State; Leader of the Pack, NC State; Top Performer, Michigan State University



SILVER BULLET®
Artemisia stelleriana

BUTTERFLY® *Argyranthemum frutescens*

LANDSCAPE    46-91cm (18-36") Vigor: 3

Marguerite Daisies are some of the most well-known and loved flowers among gardeners, and we've improved our line to include some of the most heat tolerant cultivars with clearer, brighter flowers that don't require deadheading. All three in the series are well-matched for timing and size, taking the guesswork out of the equation for growers, retailers and landscapers.

AWARD WINNERS – BUTTERFLY® *Argyranthemum*

95 Awards including: Perfect Score, Jardin Daniel A. Seguin; Top Performer, University of Guelph; Excellent Rating, University Laval; Perfect Score, Oregon State University

Growing Tips for BUTTERFLY

- Requires high light in production.
- 200 ppm fertilizer for optimal growth.
- Low light, tight spacing, and wet foliage will lead to disease.
- Transplant *Argyranthemum* liners first, then water in quickly after transplant.
- In growing group AB (see page 145).

Notes: No pinch needed for 4-5" pots planted after mid-March. When planted prior to mid-March a pinch will be beneficial. Single plants in 6" and gallons as well as all 8" and larger containers should be pinched 1-2 weeks after transplant. 5-10 ppm Sumagic® spray or a 1-3 ppm Bonzi® drench will help control growth. Winter flowering occurs in the Sunbelt states when grown under long days.



GOLDEN BUTTERFLY®
Argyranthemum frutescens 'G15101' USPPAF Can/PBRAAF

VANILLA BUTTERFLY®
Argyranthemum frutescens 'G15104' USPP29834 Can/PBRAAF

PURE WHITE BUTTERFLY®
Argyranthemum frutescens 'G14420' USPPAF Can/5769

ANNUAL VIGOR KEY – 1 to 4, with 1 representing the slower, smaller growers and 4 representing the quickest, largest growers. For combinations, choose varieties with the same vigor rating to ensure success.

* First letter is Growing Temperature, second letter is pH.

ANGELFACE® *Angelonia angustifolia*



Angelface Angelonia is a classic thriller for containers and adds verticality to garden beds. Growers and gardeners alike appreciate that their showy flower spikes don't require deadheading for continuous bloom. This is a sun, heat and humidity-loving plant that is stunning when offered in 1-gallon or larger containers on retail endcaps from early summer to fall.

Angelface Super varieties were bred to be bigger, bolder accent plants for planting en masse in landscapes. They mature to over three feet tall and become covered in flowers from top to bottom. Deer tend to pass them by because of their fragrant foliage.



ANGELFACE®
Wedgwood Blue
Angelonia ^{'ANWEDG116'} USPPAF Can/PBRAAF
46-76cm (18-30")



ANGELFACE®
Steel Blue
Angelonia ^{'ANSTEEL'} USPPAF Can/PBRAAF
46-76cm (18-30")



ANGELFACE® White
Angelonia ^{'Anwhitm'} USPP19866
46-61cm (18-24")



ANGELFACE® Super Blue
Angelonia ^{'***'} USPPAF Can/PBRAAF
76-102cm (30-40")



ANGELFACE® Super White
Angelonia ^{'Ansuwhi'} USPP29490 Can/5768
76-102cm (30-40")



Collection
Top Seller

ANGELFACE® Blue
Angelonia ^{'ANBLU140'} USPPAF Can/PBRAAF
46-76cm (18-30")



ANGELFACE® Perfectly Pink
Angelonia ^{'Balang15434'} USPP29270 Can/PBRAAF
46-76cm (18-30")

ANGELFACE® Cascade Angelonia



We're bringing the same heat and humidity tolerance of standard upright angelonias to a line of cascading types that are perfect for hanging baskets. These plants have outward and downward spreading stems, making them ideal fillers and spillers in container recipes. Pair them with other medium vigor, sun loving annuals.

AWARD WINNERS – ANGELFACE® Angelonia

213 Awards including: Superior Rating, Disney; Top Performer, Ohio State; Excellent Rating, Boerner Botanical Garden, Milwaukee, Wisconsin; Best of the Best, University of Georgia; Best Varieties, Penn State; Top Pick, Cornell University

Growing Tips for ANGELFACE®

- Requires high light in production.
- 150-200 ppm fertilizer for optimal growth.
- Warm and slightly dry conditions after transplanting speeds root-in and growth.
- Remember all Angelonia prefer warm production temperatures and it may be best to bring shipments in mid-spring.
- Scout regularly for aphids which can be problematic.
- In growing group CB (see page 145).

Notes: Pinch 6" or larger containers at transplant for large plugs, 2 weeks after transplant for smaller containers. Florel® causes tip burn and distorted growth. Sumagic® is effective (2-5 ppm), but other growth regulators can delay flowering.



ANGELFACE® Cascade Blue
Angelonia ^{ANCA5BLU} ^{USPPAF} ^{CanPBR/AF}
20-36cm (8-14")

ANGELFACE® Cascade Pink
Angelonia ^{ANCA5PY} ^{USPPAF} ^{CanPBR/AF}
20-36cm (8-14")

ANGELFACE® Cascade White
Angelonia ^{ANCA5WHI} ^{USPPAF} ^{CanPBR/AF}
20-36cm (8-14")

PEGASUS® Begonia



This impressive begonia features glossy, durable, deep green leaves with extensive silver markings. Its upright habit makes it an eye-catching thriller in combination containers and it looks great in landscapes, too.

Growing Tips for PEGASUS®

- 150-200 ppm N.
- No growth regulators recommended or needed.
- Good air circulation and bright but filtered light will decrease the threat of botrytis.
- Pegasus is tough and durable, however still needs temps above 50° F to look its best.
- In growing group BA (see page 145).

Notes: Treat with preventative broad spectrum fungicidal drench at transplant. Scout crops regularly (at least once a week) for disease development.

AWARD WINNER – PEGASUS® Begonia

27 Awards including: Top Performer, Colorado State University; Top Performer, Jardin Daniel A Seguin; Top Performer, Massachusetts Horticulture Society; Leader of the Pack, North Carolina State University; Top Performer, Texas A&M; Top Performer, University of Tennessee-Knoxville



PEGASUS® Begonia

SUREFIRE® Rose Begonia benariensis

SUREFIRE® Red Begonia benariensis

SUREFIRE® Begonia benariensis



For all-season color in the sun and shade, no begonia beats Surefire. Its large flowers and strong, upright growth habit make it a stunning plant. Plus, its ability to thrive in full sun or deep shade makes Surefire a top performer anywhere in the garden, from containers to landscapes. It's also a great shade option for areas prone to downy mildew. Ideal for 4.25 Grande™ and 1.0 Royale™ containers.

Growing Tips for SUREFIRE®

- 150-200 ppm fertilizer for optimal growth.
- Flower drop should be expected. Time properly to decrease messiness.
- Pinching should not be necessary except to shape.
- Requires good drainage and air circulation.
- In growing group BB (see page 145).

Notes: Treat with preventative broad-spectrum fungicidal drench one week after transplant. Scout crops regularly for disease development. Good air circulation, control of humidity, and sanitation practices are critical.

AWARD WINNERS – SUREFIRE® Begonia

82 Awards including: Leader of the Pack, NC State; Best of the Best, University of Georgia; People's Pick, Oregon State; Top Performer In-Ground & Containers, Kansas State University

NEW

IMPROVED

CAMPFIRE® Flame

Bidens

LANDSCAPE   20-36cm (8-14") Vigor: 2

Growers will find this new bidens easier to produce due to its increased resistance to powdery mildew, densely mounded, compact habit, and low to no seed set. Fiery orange flowers with a subtle yellow eye are produced on shorter, tighter plants that won't split open. It's the perfect size for edging landscape borders and smaller monoculture containers. New this year.

Growing Tips for *Bidens*

- Requires high light in production.
- 150-200 ppm fertilizer for optimal growth.
- Good air circulation, control of humidity and good sanitation practices are critical.
- In growing group AB (see page 145).

Notes: For all sizes of containers, pinch the liner 1-2 weeks after transplant; for containers larger than 6" and for hanging baskets, trim around the edge of the container as needed prior to spacing or hanging of the baskets. B-9 (2500 ppm) and Sumagic® (5 ppm) should be effective on Goldilocks Rocks and Campfire Flame.

GOLDILOCKS ROCKS® Improved

Bidens ferulifolia

LANDSCAPE   30-36cm (12-14") Vigor: 3

This improved bidens is versatile in recipes as its more compact size and restrained vigor helps it mix easily with other medium vigor varieties in hanging baskets and upright containers. Although its overall habit is smaller, its true yellow flowers are notably larger and sunfast. It blooms easily through the heat and is relatively drought tolerant. Improved this year.



Top 50
IMPROVED

GOLDILOCKS ROCKS® Improved *Bidens ferulifolia* [®]BID 16101[®] USPPAF Can/PBRAAF



NEW

CAMPFIRE® Flame *Bidens* [®]1NBIDCAMEM[®] USPPAF Can/PBRAAF

ENDLESS® Browallia

LANDSCAPE    30-41cm (12-16") Vigor: 2

Expanding the list of options for shade, Endless® Browallia is a simple yet elegant, heat loving plant that requires little more than moisture to thrive in partial to full shade. Brilliant violet purple or white blooms dot the emerald green foliage all season without deadheading. Striking in monoculture containers and Grande™ containers, Endless is equally stunning mixed with other medium vigor varieties in shade loving hanging baskets.

Growing Tips for ENDLESS®

- Browallia is a semi-tropical plant and prefers warmer production temps similar to Angelface® Angelonia. Avoid ordering too early if you do not have the ability to grow warm.
- Provide shade to bright filtered light in production.
- 75-100ppm fertilizer for optimum growth.
- Browallia requires a higher pH than Superbells®. If the pH is too low, yellowing foliage is the first sign. Monitor pH levels regularly.
- Good water management practices are critical to healthy plant growth.
- Good air circulation, control of humidity, and good sanitation practices are critical.
- In growing group CC (see page 145).

Notes: Pinch at 1-2 weeks after transplant. Treat with a preventative broad spectrum fungicidal drench at 1-2 weeks after transplant. Good sanitation practices include keeping greenhouses clean at all times, eliminating weeds and debris, disinfecting equipment and greenhouses as often as possible, and keeping hose ends off the floor.

AWARD WINNER – ENDLESS® Browallia
25 Awards including: Top Performer, Penn State; Best Varieties, Colorado State University; Top Performer, Ohio State University Extension; Excellent Cool Season, Disney



Top 50

ENDLESS® Flirtation
Browallia [®]UNHBR11[®] USPP19822

ENDLESS® Illumination
Browallia [®]UNHBR12[®] USPP18925

ANNUAL COLLECTION

LADY GODIVA® *Calendula*

LANDSCAPE    25-41cm (10-16") Vigor: 2  

Broaden your spring and fall lineup of cold tolerant annuals with Lady Godiva Calendula. Our double-flowered cultivars have greatly reduced seed set as well as increased heat and drought tolerance, so the flowers keep right on coming all season. Good disease resistance makes them easier to produce, too. Try combining them with other medium vigor varieties in upright containers and landscapes.

Growing Tips for LADY GODIVA®

- High light in production is essential.
- Good water management practices are critical. Avoid overhead watering late in the day and grow slightly dry.
- 150-200 ppm fertilizer for optimal growth.
- Using fertilizer high in ammonia can cause excessive vegetative growth and lack of flowers.
- In growing group AB. (see page 145).

Notes: Pinch at 1-2 weeks after transplant if needed. A routine fungicidal spray program is encouraged. Growth can be controlled using lower temperatures.

AWARD WINNERS – LADY GODIVA®

32 Awards including: Top Performer, University of Guelph; Leader of the Pack, NC State; Top Performer, Cornell University; Outstanding Rating, Colorado State University



LADY GODIVA® Yellow
Calendula ^{®KERCALDIYELL} USPPAF Can/PBR/AF



LADY GODIVA® Orange
Calendula ^{®KERCALDIVIMP} USPPAF Can/PBR/AF

SUPERBELLS® *Calibrachoa*

   15-30cm (6-12") Vigor: 2 

Often imitated. Never equaled.

With so many Calibrachoa on the market, how do you choose the best? At Proven Winners, we trial and select for varieties that perform all summer and deep into the fall months, long past when they leave the grower's bench. We want both growers and gardeners to be successful so they keep coming back for more.

Superbells are available in a broad array of superb colors and patterns with larger blooms that keep on coming all season due in part to greater thielaviopsis resistance. Some are compact and mounding while others cascade over the edges of hanging baskets and upright containers, creating an endless array of combination opportunities.

Growing Tips for SUPERBELLS®

- Treat with preventive broad spectrum fungicidal drench one week after transplant.
- It is strongly suggested that growers use caution when using Medallion due to potential leaf spotting on calibrachoa.
- Requires high light in production.
- 150-200 ppm fertilizer for optimal growth.
- Keep pH between 5.5 and 5.8.
- Yellow tips are often an indicator of high pH.
- Blue has a tendency to stretch under low light conditions.
- Cherry Star, Dreamsicle, Red and Yellow Chiffon are quite responsive to PGRs, so care needs to be taken with use.
- Cold is a good natural growth regulator.
- More vigorous varieties like Lemon Slice and Pomegranate Punch may need additional early pinch or PGR treatment in low light environments.
- TableTop™ varieties require less water and PGRs than standard Superbells.
- In growing group AA (see page 145).

Notes: For all sizes of containers, pinch the liner 1-2 weeks after transplant; for containers larger than 6" and for hanging baskets, trim around the edge of the

container as needed prior to spacing or hanging of the baskets. 5-10 ppm Sumagic® or a B-9/Cycocel (2500/750) tank mix is effective. Use 500 ppm Florel® on baskets and larger containers to promote branching. Calibrachoa are sensitive to pythium, phytophthora, and thielaviopsis, but Superbells have higher levels of tolerance to these diseases. Proper pH and good sanitation practices help alleviate problems. Increased air circulation, proper water management, and good soil porosity are also critical. Scout regularly for aphids and thrips, especially in baskets.

Reduce pH in Hanging Baskets

Generally in cold, cloudy weather you want a Cal-Mag blend of fertilizer with high nitrate nitrogen, as this grows a better plant in winter conditions. Use a high ammonium nitrogen fertilizer to slowly lower media pH, but there is a catch. Under winter's low light and temperature conditions, high ammonium fertilizers can cause ammonium toxicity and cause the crop to grow too fast (meaning more PGRs will be required). Quick changes in pH usually cause additional problems. Other ways to reduce pH are to add more acid to your fertilizer injector and increase the overall acidity, but use care as you can also cause precipitation of some of the fertilizer elements if not handled properly.

AWARD WINNERS – SUPERBELLS® *Calibrachoa*

632 Awards including: Excellent Rating, Disney; Superior Rating, Penn State; Best of the Best, University of Georgia; Best Calibrachoa, Colorado State; Leader of the Pack, North Carolina State; Consumer Favorites, Cornell-Long Island; Top Performer, The Oregon Gardener



SUPERBELLS® DREAMSICLE® and YELLOW CHIFFON™ *Calibrachoa* with CHARMED® Wine *Oxalis* and COLORBLAZE® SEDONA SUNSET™ *Solenostemon*

NEW

IMPROVED

SUPERBELLS® Calibrachoa

🌱 🌱 🌱 15-30cm (6-12") 🦋 Vigor: 2 TableTop™: 10-20cm (4-8") Vigor: 1

ANNUAL COLLECTION



SUPERBELLS®
DREAMSICLE®
Improved
Calibrachoa

SUPERBELLS®
HONEYBERRY™
Calibrachoa

SUPERBELLS®
Double Amber
Calibrachoa

SUPERBELLS®
Double Blue
Calibrachoa

SUPERBELLS® DREAMSICLE® Improved Calibrachoa

¹INCALDRSIM¹ USPPAF CanPBRAF

Larger, vivid orange flowers bloom earlier on tighter, more well-branched plants. Improved this year.

SUPERBELLS® HONEYBERRY™ Calibrachoa

¹BBCAL91303¹ USPPAF CanPBRAF

Large, soft pink flowers with a yellow throat bloom early on vigorous plants. Replaces Sweet Tart™. New this year.

SUPERBELLS® Double Amber Calibrachoa

¹*** USPPAF CanPBRAF US Utility US7786342

A color expansion for the line, this elegant selection produces double, golden yellow flowers with amber venation. New this year.

SUPERBELLS® Double Blue Calibrachoa

¹INCALDOBLU¹ USPPAF CanPBRAF US Utility US7786342

An essential color expansion for our line of double-flowered Calibrachoa, bearing cool lilac blue flowers. New this year.



SUPERBELLS®
Double Orange
Calibrachoa

SUPERBELLS®
WATERMELON PUNCH™
Calibrachoa

SUPERBELLS®
TableTop™ Blue
Calibrachoa

SUPERBELLS®
TableTop™ Red
Calibrachoa

SUPERBELLS®
TableTop™ White
Calibrachoa

SUPERBELLS® Double Orange Calibrachoa

¹*** USPPAF CanPBRAF US Utility US7786342

Perfect for bold colored recipes, this cultivar bears double, sunset orange flowers all season. New this year.

SUPERBELLS® WATERMELON PUNCH™ Calibrachoa

¹BBCAL82402¹ USPPAF CanPBRAF

Electric coral-watermelon blossoms with a black eye cover this well-branched plant all season. Replaces Coralberry Punch™. New this year.

SUPERBELLS® TableTop™ Calibrachoa

An early bloom time and extra compact habit are the key traits of this new series. Smaller, tightly branched plants are perfectly sized for small patio pots and bowls. Growers will save on inputs since TableTop varieties require less water to produce than standard calibrachoa. They have demonstrated good longevity without deadheading.

SUPERBELLS® TableTop™ Blue Calibrachoa ¹INCALCOBLU¹ USPPAF CanPBRAF
Deep violet blue flowers are produced prolifically. New this year.

SUPERBELLS® TableTop™ Red Calibrachoa ¹BBCAL83901¹ USPPAF CanPBRAF
Flaming red flowers blanket the compact plants in color. New this year.

SUPERBELLS® TableTop™ White Calibrachoa ¹INCALCOWHI¹ USPPAF CanPBRAF
Sparkling white flowers complement everything they're planted with. New this year.

NEW

IMPROVED

SUPERBELLS® Calibrachoa

🌱 🌞 🌧️ 15-30cm (6-12") 🦋 Vigor: 2 TableTop™: 10-20cm (4-8") Vigor: 1

Superbells® Classic



SUPERBELLS® Blue
Calibrachoa ^{USCAL1151} USPP14874 Can1931

SUPERBELLS® Cherry Red
Calibrachoa ^{USCAL23101} USPP27010 Can5318

SUPERBELLS® Coralina
Calibrachoa ^{INCALMIABE} USPP28036 Can6556

SUPERBELLS® DREAMSICLE® Improved
Calibrachoa ^{INCALDRSIM} USPPAF CanPBRAF

SUPERBELLS® HOLY COW!™
Calibrachoa ^{BBCAL85303} USPPAF CanPBRAF
US Utility US9313959



SUPERBELLS® HOLY MOLY!®
Calibrachoa ^{USCALHSTM} USPPAF CanPBRAF
US Utility US9313959

SUPERBELLS® HOLY SMOKES!®
Calibrachoa ^{BBCAL85805} USPPAF CanPBRAF
US Utility US9313959

SUPERBELLS® HONEYBERRY™
Calibrachoa ^{BBCAL91303} USPPAF CanPBRAF

SUPERBELLS® LEMON SLICE®
Calibrachoa ^{USCAL5302M} USPP24353 Can4917

SUPERBELLS® Miss Lilac
Calibrachoa ^{USCAL87502} USPP23230 Can4593



SUPERBELLS® OVER EASY™
Calibrachoa ^{BALCAL16314} USPPAF CanPBRAF

SUPERBELLS® Pink
Calibrachoa ^{USCAL111} USPP14988 Can1927

SUPERBELLS® Plum
Calibrachoa ^{BBCAL76001} USPP29872 CanPBRAF

SUPERBELLS® Red
Calibrachoa ^{INCALIMRED} USPP29075 Can5772

SUPERBELLS® Tropical Sunrise
Calibrachoa ^{INCALTRSUN} USPP29029 CanPBRAF



SUPERBELLS® White
Calibrachoa ^{BALCAL14141} USPP30200

SUPERBELLS® Yellow
Calibrachoa ^{BALCAL1004} USPP29528

SUPERBELLS® YELLOW CHIFFON™
Calibrachoa ^{USCAL14021} USPP19480 Can3631

Superbells® TableTop™



SUPERBELLS® TableTop™ Blue
Calibrachoa ^{INCALCOBLU} USPPAF CanPBRAF

SUPERBELLS® TableTop™ Red
Calibrachoa ^{BBCAL83901} USPPAF CanPBRAF

SUPERBELLS® TableTop™ White
Calibrachoa ^{INCALCOWH} USPPAF CanPBRAF

Superbells® Punch



SUPERBELLS® BLACKCURRANT PUNCH™
Calibrachoa ^{BBCAL81801} USPPAF CanPBRAF

SUPERBELLS® BLUE MOON PUNCH™
Calibrachoa ^{***} USPPAF CanPBRAF

SUPERBELLS® GRAPE PUNCH™
Calibrachoa ^{JSCAL89404} USPP29760 Can5784

SUPERBELLS® POMEGRANATE PUNCH™
Calibrachoa ^{USCAL08501} USPP24503 Can4915

SUPERBELLS® STRAWBERRY PUNCH™
Calibrachoa ^{USCAL8205} USPP22941 Can4590

Superbells® Star



SUPERBELLS® TANGERINE PUNCH™
Calibrachoa ^{BBCAL26702} USPPAF CanPBRAF

SUPERBELLS® WATERMELON PUNCH™
Calibrachoa ^{BBCAL82402} USPPAF CanPBRAF

SUPERBELLS® CARDINAL STAR™
Calibrachoa ^{USCAL69404} USPP29661 CanPBRAF
US Utility US9313959

SUPERBELLS® Cherry Star
Calibrachoa ^{USCAL91001} USPP23232 Can4594
US Utility US9313959

SUPERBELLS® EVENING STAR™
Calibrachoa ^{BBCAL87705} USPPAF CanPBRAF
US Utility US9313959



SUPERBELLS® HOLLYWOOD STAR™
Calibrachoa ^{BBCAL26702} USPP29072 Can5783
US Utility US9313959

SUPERBELLS® MORNING STAR™
Calibrachoa ^{BBCAL27801} USPP29030 Can5782
US Utility US9313959

SUPERBELLS® RISING STAR™
Calibrachoa ^{KLECA16006} CanPBRAF
US Utility US9313959

Superbells® Double



SUPERBELLS® Double Amber
Calibrachoa ^{***} USPPAF CanPBRAF US Utility US7786342

SUPERBELLS® Double Blue
Calibrachoa ^{INCALDOBLU} USPPAF CanPBRAF
US Utility US7786342

SUPERBELLS® Double Chiffon
Calibrachoa ^{USCAL51505} USPPAF CanPBRAF
US Utility US7786342

SUPERBELLS® Double Orange
Calibrachoa ^{***} USPPAF CanPBRAF US Utility US7786342



SUPERBELLS® Double Orchid
Calibrachoa ^{KLECA14275} USPPAF CanPBRAF
US Utility US7786342

SUPERBELLS® Double Ruby
Calibrachoa ^{USCAL83901} Can4591 US Utility US7786342

SUPERBELLS® Doublette LOVE SWEPT™
Calibrachoa ^{USCAL81302} USPPAF CanPBRAF US Utility US7786342

ANNUAL COLLECTION

Superbells Timing Chart

There is a 5-week variance from earliest-flowering to latest-flowering varieties.

Week	10	11	12	13	14
Early-Flowering Varieties					
Superbells® Hollywood Star™	█				
Superbells® Cherry Star	█				
Superbells® Pomegranate Punch™	█				
Superbells® Honeyberry™		█			
Superbells® Morning Star™		█			
Superbells® Lemon Slice®		█			
Superbells® Miss Lilac		█			
Superbells® Double Amber		█			
Superbells® Double Orange		█			
Superbells® Pink		█			
Superbells® Holy Smokes!®		█			
Superbells® Blue Moon Punch®		█			
Superbells® Yellow Chiffon™		█			
Superbells® Rising Star™			█		
Superbells® Holy Moly!®			█		
Superbells® Doublette Love Swept™			█		
Superbells® Tangerine Punch™			█		
Superbells® Yellow			█		
Superbells® Blue			█		
Superbells® Grape Punch™			█		
Superbells® Dreamsicle®			█		
Superbells® TableTop™ White			█		
Superbells® TableTop™ Blue			█		
Superbells® Double Blue			█		
Superbells® Blackcurrant Punch™			█		
Superbells® TableTop™ Red			█		
Superbells® Evening Star™			█		
Superbells® Holy Cow!™			█		
Superbells® Red			█		
Mid-Flowering Varieties					
Superbells® White				█	
Superbells® Double Orchid				█	
Superbells® Double Ruby				█	
Superbells® Cardinal Star™				█	
Superbells® Coralina				█	
Superbells® Tropical Sunrise				█	
Superbells® Cherry Red				█	
Superbells® Watermelon Punch™				█	
Superbells® Over Easy™				█	
Superbells® Double Chiffon				█	
Later-Flowering Variety					
Superbells® Plum					█
Superbells® Strawberry Punch™					█

Contact your propagator to discuss options using "programmed liners" to shorten flowering times.

Ever wonder what the top-selling Superbells are?

Here's the entire list in order by Canadian propagator liner sales.

- Superbells® Lemon Slice®
- Superbells® Grape Punch™
- Superbells® Yellow
- Superbells® Pomegranate Punch™
- Superbells® Red
- Superbells® White
- Superbells® Evening Star™
- Superbells® Blackcurrant Punch™
- Superbells® Dreamsicle®
- Superbells® Yellow Chiffon™
- Superbells® Blue Moon Punch™
- Superbells® Tropical Sunrise
- Superbells® Tangerine Punch™
- Superbells® Cherry Star
- Superbells® Pink
- Superbells® Holy Moly!®
- Superbells® Doublette Love Swept™
- Superbells® Blue
- Superbells® Double Ruby
- Superbells® Holy Smokes!®
- Superbells® Coralina
- Superbells® Holy Cow!™
- Superbells® Plum
- Superbells® Cherry Red
- Superbells® Strawberry Punch™
- Superbells® Double Chiffon
- Superbells® Over Easy™
- Superbells® Cardinal Star™
- Superbells® Hollywood Star™
- Superbells® Double Orchid
- Superbells® Rising Star™
- Superbells® Miss Lilac
- Superbells® Morning Star™

TOUCAN® *Canna x generalis*

LANDSCAPE 🌱 🌞 🌧️ 76-122cm (30-48") 🦋 🚫🐛 Vigor: 4

These cannas are fast, vigorous, highly disease resistant and as easy to grow as petunias in greenhouse production. Recommend them as bold-foliage, flowering thrillers for large containers or for mass plantings in landscapes. Sell early in 4.25 Grande™ containers and in 1.0 Royale™ or larger containers through summer.


AWARD WINNERS – TOUCAN® Canna

232 Awards including: Top Performer, Longwood Gardens; Excellent Rating, University Laval; Excellent Warm Season, Disney; Top Performer, University of Guelph; Perfect Score All Season, Ohio State

Growing Tips for TOUCAN®

- Warmth and moisture are essential to growing high quality Cannas. Temperatures should not drop below 60-65° F; chilling injury may delay the crop.
- Do not use irrigation frequency to control plant size. Crop can be run slightly dry but drying to wilt stage will cause leaf burn and drop. Good water management practices are critical to healthy growth.
- To maximize growth, use a fertilizer with a complete micronutrient mix; these Cannas grow fast and use a lot of food. 200-300ppm is the optimum rate.
- Watch for spider mites, especially if plants are not actively growing.
- Plants will normally flower in 7-10 weeks at optimal temperatures.
- In growing group CB (see page 145).

Notes: While the Toucan™ series can be grown in 4.5" and quart containers, we recommend the 1.0 Royale™ or 1 gallon size container as optimum for ease in production and sales. A drench of 1-4 ppm paclobutrazol can be used to help hold a crop or if control of growth is desired. Check manufacturers' labels for approved rates and usage recommendations.



Collection Top Seller

TOUCAN® Scarlet *Canna x generalis*

TOUCAN® Yellow *Canna x generalis*

TOUCAN® Dark Orange *Canna x generalis*

TOUCAN® Coral *Canna x generalis*

FLAMBÉ® Yellow

Chrysocephalum apiculatum

LANDSCAPE   20-36cm (8-14") Vigor: 2

The unique blooms of this plant are truly enchanting, with small sprays of tiny spherical flower heads that appear in clusters in the spring and summer. An exceptionally adaptable plant, this sun lover has a spreading habit and is drought tolerant and easy to grow.

Growing Tips for FLAMBÉ®

- Requires high light in production.
- 150-200 ppm fertilizer for optimal growth.
- Pinch once, two weeks after liner planting. May be cut back if desired.
- B-9 at 2500 ppm can help to control stretch under low light.
- In growing group BC (see page 145).

Notes: Watch for aphids, leaf miners, and white flies. Can be susceptible to crown and stem rots if grown in cool, damp conditions. Maintain good air movement.

AWARD WINNER – FLAMBÉ® *Chrysocephalum*

30 Awards including: Excellent Rating, Massachusetts Horticultural Society; Excellent Rating, Boerner Botanical Garden, Milwaukee, Wisconsin; Best of Breed, North Carolina State



FLAMBÉ® Yellow
Chrysocephalum apiculatum ^{Flachryel} USPP19175 Can3280

Señorita and Pequeña

Cleome

LANDSCAPE     Vigor: 4

Growers and gardeners have grown to love the Proven Winners line of thornless, seedless, odorless, non-sticky cleomes. They exhibit excellent heat, humidity and drought tolerance, bloom spring through fall and have minimal oedema issues. Grow in Royale™ containers for best display.

Growing Tips for *Cleome*

- 200-300 ppm fertilizer for optimal growth.
- Take care not to overwater.
- Pinch once, two weeks after liner planting. A second pinch may be necessary for large containers.
- PGRs should not be necessary.
- These varieties should NOT have oedema problems.
- In growing group BB (see page 145).

Notes: Treat with preventative broad spectrum fungicidal drench one week after transplant. Scout crops regularly (at least once a week) for disease development. Good air circulation, control of humidity, and good sanitation practices are critical. Good water management practices are critical to healthy plant growth.

AWARD WINNER

SEÑORITA AND PEQUEÑA *Cleome*

240 Awards including: Outstanding Rating, Disney Trials; Top Performer, Colorado State University; Top Performer, Michigan State University; Top Performer, Texas A&M; Top Performer, Oregon State University; Leader of the Pack, North Carolina State University



PEQUEÑA ROSALITA®
Cleome ^{INCLENINRO} USPP27012 CanPBRAF
46-91cm (18-36")



SEÑORITA BLANCA®
Cleome ^{INCLESBIMP} USPP27011 Can5504
61-122cm (24-48")



SEÑORITA ROSALITA®
Cleome ^{INCLESOR} USPP19733 Can3290
61-122cm (24-48")

Collection
Top Seller



PEQUEÑA ROSALITA®
Cleome ^{INCLENINRO} USPP27012 Can5270

SEÑORITA ROSALITA®
Cleome ^{INCLESOR} USPP19733 Can3290

SEÑORITA BLANCA®
Cleome ^{INCLESBIMP} USPP27011 Can5504

FAIRY DUST® Pink

Cuphea ramosissima

LANDSCAPE    26-41cm (10-16") Vigor: 3

Meet your new go-to plant for heat and drought tolerant combinations. Appearing like a pink-flowered Diamond Frost®, this cuphea forms an airy cloud of delicate blooms on densely branched panicles all season. You'll only need to try this unique plant once before you'll want to grow it every year.

Growing Tips for FAIRY DUST®

- Requires high light in production.
- Avoid overwatering, especially early in the crop cycle.
- Plants can be run a little dry but not to the point of wilt, which causes leaf burn.
- 150-200 ppm fertilizer for optimal growth.
- In growing group BC. (see page 145).

Notes: Pinch at 1-2 weeks after transplant if needed.

AWARD WINNER – FAIRY DUST® Pink *Cuphea*

21 Awards including: Best in Trial, Massachusetts Horticultural Society; Best of Breed, NC State; Top Performer, Penn State; Excellent Warm Season, Disney

VERMILLIONAIRE®

Cuphea

LANDSCAPE    46-71cm (18-28") Vigor: 3

Vermillionaire is an absolute hummingbird magnet. It's extremely heat and humidity tolerant and is very low maintenance. Though it's drought tolerant, it can also tolerate higher moisture levels. Vermillionaire features a well-branched, mounding growth habit and produces deep-orange tubular flowers that cover the plant from spring through first frost. Although Vermillionaire is a cuphea, it's not prone to oedema.



Growing Tips for VERMILLIONAIRE®

- 150-200 ppm N
- Drying out plant to wilt will cause leaf burn and leaf drop. Can be run a little dry but not to wilt.
- Watch for thrips, whiteflies and aphids.
- Treat with preventative broad spectrum fungicidal drench one week after transplant.
- In growing group CC (see page 145).

AWARD WINNER – VERMILLIONAIRE® *Cuphea*

61 Awards including: Top Performer, Costa Farms; Top Performer, Biltmore; Top Performer and Consumer Top 3, Colorado State University; Top Performer, Ohio State University; Top Performer, Texas A&M

MYSTIC Illusion *Dahlia*

LANDSCAPE    46-91cm (18-36") Vigor: 3

An absolute rock star in the landscape, clear lemon yellow, single blooms really pop against the dark foliage. The plants are resistant to powdery mildew, making them easier for growers to manage with fewer inputs. Mystic Illusion is suitable for 4.25" Grande™ and 1.0 Royale™ containers as well as combinations.

Growing Tips for MYSTIC ILLUSION

- Requires high light in production.
- 150-200ppm fertilizer for optimum growth.
- Plants are rarely affected by powdery mildew outdoors.
- Most Dahlias are long day plants. Provide long days or night interruption lighting to induce blooming if finishing before the first of April.
- Good water management practices are critical to healthy plant growth.
- Good air circulation, control of humidity, and good sanitation practices are critical.
- In growing group BB (see page 145).

Notes: Do a soft pinch at 1-2 weeks after transplant if needed. Plants can be pinched to shape. Shearing growth tips encourages fuller growth. Hard pinches can stall growth. Treat with a preventative broad spectrum fungicidal drench at 1-2 weeks after transplant. Scout crops regularly (at least once a week) for disease development.

AWARD WINNER – MYSTIC Illusion *Dahlia*

36 Awards including: Best New Variety, Colorado State University; Hall of Fame, Cincinnati Zoo and Botanical Garden; Top Performer, Missouri Botanic Garden

SILVER FALLS™ *Dichondra argentea*

LANDSCAPE    5-15cm (2-6") Vigor: 3

This versatile spiller enhances hanging baskets and upright container recipes with its long, trailing stems lined with small, metallic silver leaves that flow from the edges of containers like a sparkling waterfall. It is exceptionally tolerant of heat, humidity and drought, making it a favorite of Southern growers. New this year.

Growing Tips for SILVER FALLS™

- Requires high light levels in production.
- Feed with 150-200ppm N.
- Easiest to grow in warm, dry conditions. Let the crop dry out well before watering again.
- In growing group BA (see page 145).

Notes: Pinching should not be necessary. A tank mix of 5000ppm B-Nine® and 1000ppm Cycocel® applied one week after transplant will increase branching, control stem length and prevent plants from tangling. It will also increase the silvering of the foliage.

NEW

ANNUAL COLLECTION



FAIRY DUST® Pink
Cuphea ramosissima ^{PA51303307} USPI/PAF

VERMILLIONAIRE™
Cuphea



MYSTIC Illusion
Dahlia ^{Knockout} USPP18839



SILVER FALLS™
Dichondra argentea

DIAMOND *Euphorbia*



Among the most versatile annuals in our lineup, Diamond Euphorbias offer a range of habits for every use, from hanging baskets to edging borders or competing with the most vigorous varieties in recipes. They are exceptionally heat and drought tolerant, providing a refined texture for elegant combinations in sun and shade.

DIAMOND FROST® *Euphorbia* 'Inneuphdia' USPP17567 Can2830

Diamond Frost is like your friend who gets along with everyone she meets – it combines easily with many kinds of plants, weaving its wiry stems in and out, poking its single, airy white flowers throughout the combination. Often imitated but never equaled!

DIAMOND MOUNTAIN® *Euphorbia* **** USPPAF CanPBRAF

This super-sized Euphorbia makes magnificent hanging baskets and extra-large upright containers when combined with our most vigorous plants like Supertunia Vista® petunias. It's also spectacular in the landscape, growing similar in size to a spirea shrub.

DIAMOND SNOW™ *Euphorbia* 'INCHADIACL' USPPAF CanPBRAF

Double, bright white flowers are produced on vigorous, densely branched plants. Its habit is just airy enough to allow its medium vigor companions to weave between its stems to form stunning container recipes. Replaces Diamond Delight® this year.

Growing Tips for DIAMOND Euphorbia

- High light is required in production.
- 150-200 ppm fertilizer for optimal growth.
- Preventive fungicides are recommended 1 week after transplant.
- Warm and slightly dry conditions after transplanting speeds root-in and growth.
- Can have an adverse reaction to shipping in a box, but even plants that look bad will rebound in a short time.
- Severe dry down can cause foliage to drop; however, the plant will recover.
- Benefits from a light shearing 2-3 weeks after transplanting.
- In growing group BB (see page 145).

Notes: No pinch necessary, but plants can be pinched to shape. Winter flowering occurs in Sunbelt states. Very sensitive to Florel®.

AWARD WINNERS –

DIAMOND FROST® *Euphorbia*

176 Awards including: Rising Star, Dallas Arboretum; Best of the Best, University of Georgia; Superior Rating, Colorado State; Top Performer, Ohio State

DIAMOND MOUNTAIN® *Euphorbia*

35 Awards including: Top Performer, University of Guelph; Perfect Score, Oregon State University; Top Performer, Jardin Daniel A Seguin; Top 10, North Carolina State University



Top 5

ANNUAL OF THE YEAR

ANNUAL OF THE YEAR

ANNUAL OF THE YEAR

NEW

DIAMOND FROST®
Euphorbia 'Inneuphdia' USPP17567 Can2830
30-46cm (12-18") Vigor: 3

DIAMOND SNOW™
Euphorbia 'INCHADIACL' USPP17567 Can2830
30-46cm (12-18") Vigor: 3

DIAMOND MOUNTAIN®
Euphorbia **** USPPAF CanPBRAF
61-91cm (24-36") Vigor: 4

BLUE MY MIND® *Evolvulus*



Stunning true sky blue flowers are the signature of this popular annual. Drought, heat and humidity tolerance helps it thrive on neglect in containers and landscapes. This cultivar is better branched with larger flowers compared to 'Blue Daze'. Northern growers should use caution to not bring it in too early as it must be protected from even a light frost. Best in 4.25 Grande™ and 1.0 Royale™ containers.

Growing Tips for BLUE MY MIND®

- This is a HOT season crop. When night temperatures are below 65° F (18° C), the plant's growth drops off. Low light levels severely weaken the growth, so plan to order when you can meet or exceed these conditions.
- Reduce your fertility to 50-75 ppm to avoid high EC levels. This is a tough, durable, drought-tolerant plant that requires heat.
- Needs to be protected from even a light frost.
- While the plants can withstand drought conditions, growth and flowering are better with consistent moisture.
- In growing group CC (see page 145).

Notes: Pinch twice; once two weeks after liner planting and then 5 weeks later. PGRs are not necessary.

AWARD WINNER – BLUE MY MIND® *Evolvulus*

64 Awards including: Top Performer, Texas A & M; Best of Show, University of Wisconsin; Top Performer, Massachusetts Horticulture Society at Elm Banks; Top Performer In-Ground and Containers, Kansas State University



BLUE MY MIND®
Evolvulus 'USEV01201' USPP24447 Can4918

TRUFFULA™ Pink *Gomphrena pulchella*



This vegetative Gomphrena has a tidier appearance than most, retaining its bushy shape without splitting when in full bloom. It thrives in heat and humidity and is drought tolerant once rooted in. Pollinators flock to its hot pink, cotton ball-shaped blooms from spring into fall. Makes an excellent cut and dried flower. Pair it with other high vigor varieties or grow it as a specimen in large containers and landscapes.

Growing Tips for TRUFFULA™ Pink

- High light and good air circulation are essential to producing a quality crop.
- Long days are required for peak blooming.
- 150-200ppm fertilizer for optimal growth.
- Grow in 4.25 Grande™ and 1.0 Royale™ containers, monocultures or in combination with other high vigor varieties.
- In growing group BC (see page 145).

Notes: Pinch 1–2 weeks after transplant. A second pinch may be needed when growing plants in larger containers. Paclobutrazol applied at 1-3 ppm as a drench can help shape or hold the crop, but go slowly and learn how the crop performs in your greenhouse.

AWARD WINNER – TRUFFULA™ Pink *Gomphrena*

39 Awards including: Top Performer, University of Guelph; Top Performer, Jardin Daniel A Seguin; Best of the Best, University of Georgia; Perfect Score, Mississippi State University



TRUFFULA™ Pink
Gomphrena pulchella **** USPPAF CanPBRAF

HEAT IT UP™ *Gaillardia*

LANDSCAPE   30-61cm (12-24") Vigor: 3  

We've been incredibly impressed with these new vegetatively produced *Gaillardia* in our trials, especially their strong resistance to white smut (*Entyloma polysporum*). This trait, along with their uniform habit, great vigor and earliness to bloom makes them easy for growers to produce. They are a favorite of pollinators, have native roots, are long blooming, and are heat tolerant. They are beautiful in mass plantings in landscapes and in monoculture containers.

HEAT IT UP™ Scarlet *Gaillardia* 'G15272' USPPAF CanPBRAF
Spicy orange-red flowers with slight yellow tips are produced for months on vigorous, uniform plants. New this year.

HEAT IT UP™ Yellow *Gaillardia* 'G15270' USPPAF CanPBRAF
Bouquets of solid sunshine yellow flowers appear for months on evenly mounded plants. New this year.

Growing Tips for HEAT IT UP™

- Requires high light in production.
- Long days will speed and enhance flower development.
- Vernalization: Cold beneficial
- Feed with 150-200ppm N.
- Good air circulation and water drainage is important. Use a moisture retentive soil that drains well. Plants can tolerate low water once established in the landscape.
- In growing group AB (see page 145).




Notes: Pinch liners 1-2 weeks after transplant. A second pinch may be needed for larger containers. Grow in 4.25 Grande™ and 1.0 Royale™ containers.



HEAT IT UP™ Scarlet
Gaillardia 'G15272' USPPAF CanPBRAF

HEAT IT UP™ Yellow
Gaillardia 'G15270' USPPAF CanPBRAF

STRATOSPHERE™ and KARALEE® *Gaura lindheimeri*

LANDSCAPE   30-61cm (12-24") Zones 6-11  Vigor: 3

Lovely in landscapes or as thrillers in combination containers, gauras add height, wispy texture, and movement to the design. Their graceful stems bear non-stop blooms through the heat of summer.

Growing Tips for KARALEE® and STRATOSPHERE™

- Requires high light in production.
- 200 ppm fertilizer for optimal growth.
- In response to cool temperatures, spots can appear on gaura foliage during normal production. This is a physiological response – not a viral infection.
- In growing group AB (see page 145).

Notes: Pinch once, two weeks after liner planting. Growth regulation not needed. Winter flowering occurs in Sunbelt states.

AWARD WINNERS – STRATOSPHERE™ and KARALEE® *Gaura*
19 Awards including: Top Performer, Penn State; Arboretum Approved, Dallas Arboretum; Perfect Score All Season, Michigan State University



STRATOSPHERE™ Pink Picotee
Gaura lindheimeri 'Gaudpin' USPP18237 Can3031

STRATOSPHERE™ White
Gaura lindheimeri 'Gautalwhi' USPP18565

KARALEE® Petite Pink
Gaura lindheimeri 'GAUR137' USPPAF CanPBRAF

Annual GRACEFUL GRASSES®

Our Graceful Grasses® Collection is popular with consumers because these plants are easy to grow and add height, texture, and color to the landscape and containers. Industry experts are fans as well, with the ten plants in the Collection continuing to pick up awards for performance and beauty.

Cultural Information for GRACEFUL GRASSES®

For cultural information on each of the Graceful Grasses, go to www.provenwinners.com, click on Professionals, then under the Growers section click Cultural Information. There, you can search for specific culture information on Graceful Grasses.

AWARD WINNER – GRACEFUL GRASSES®

389 Awards including: Excellent Rating, Massachusetts Horticultural Society; Leader of the Pack, North Carolina State; Top Performer, Michigan State; Top Performer, Texas A&M; Top Performer, Colorado State University

1.0 Quart and 4.25 Grande™ Specialty Containers for Graceful Grasses®

Gardeners are looking for our Graceful Grasses Collection, and our optional specialty containers make it easy for customers to find them. Plus, when you use these specialty containers, you have the option of charging a different price for Graceful Grasses than for annuals. The unique UPC code on these containers is also beneficial for scanning purposes. Both sizes are available as a special order with a 25,000 minimum.



Specialty – Graceful Grasses® 1.0 Quart container



Top 50

Top 50

Top 50

GRACEFUL GRASSES® BABY TUT®
Cyperus involucratus

LANDSCAPE 46-61cm (18-24") Vigor: 4
In growing group BC (see page 145).

GRACEFUL GRASSES® KING TUT®
Cyperus papyrus

LANDSCAPE 122-183cm (48-72") Vigor: 4
In growing group BC (see page 145).

GRACEFUL GRASSES® PRINCE TUT™
Cyperus papyrus

LANDSCAPE 46-76cm (18-30") Vigor: 4
In growing group BC (see page 145).



Top 50

Top 50

GRACEFUL GRASSES® Purple Fountain Grass
Pennisetum setaceum 'Rubrum'

LANDSCAPE 76-91cm (30-36") Vigor: 3
In growing group CB (see page 145).

GRACEFUL GRASSES® VERTIGO®
Pennisetum purpureum 'Tir 8' USPP22254

LANDSCAPE 122-244cm (48-96") Vigor: 4
In growing group BB (see page 145).

GRACEFUL GRASSES® 'Fireworks'
Pennisetum 'Rubrum' USPP18504

LANDSCAPE 61-76cm (24-30") Vigor: 3
In growing group CB (see page 145).

GRACEFUL GRASSES® 'Sky Rocket'
Pennisetum USPP21497

LANDSCAPE 61-76cm (24-30") Vigor: 3
In growing group CB (see page 145).

GRACEFUL GRASSES® BLUE MOHAWK®
Juncus inflexus

LANDSCAPE 61-91cm (24-36") Vigor: 2
In growing group BB (see page 145).

Annual GRACEFUL GRASSES® continued



GRACEFUL GRASSES® Toffee Twist
Carex flagellifera

LANDSCAPE 46-61cm (18-24") Vigor: 2
In growing group BB (see page 145).

GRACEFUL GRASSES®
Fiber Optic Grass *Scirpus cernuus*

25-36cm (10-14") Vigor: 2
In growing group CB (see page 145).

SUNCRECIBLE™ Yellow *Helianthus*

LANDSCAPE 61-106cm (24-42") Vigor: 4

Blooming continuously from summer through fall on large, uniform, well-branched plants, this vigorous multiflora sunflower makes an outstanding focal point in containers and landscapes. It has demonstrated very strong resistance to powdery mildew, allowing for easy production and extending its garden performance through the entire growing season. New this year.

Growing Tips for SUNCRECIBLE™ Yellow

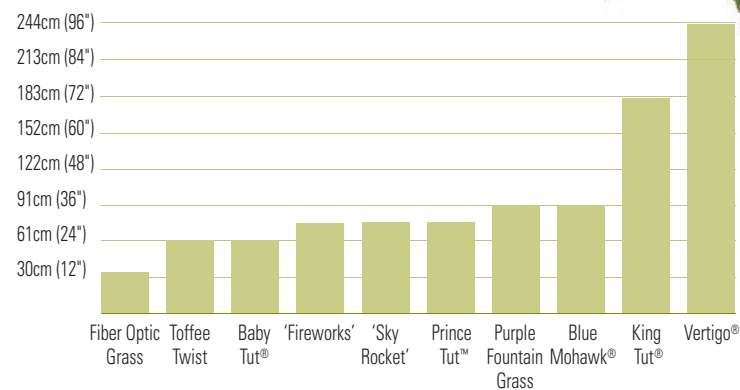
- Moderate to high light levels in production.
- Feed with 150-200ppm N
- Good air circulation, control of humidity and good sanitation practices are critical to producing healthy plants.
- Do not withhold moisture to control height; wilting will stunt the crop.
- This is a long day beneficial/facultative long day plant.
- Treat with a preventative broad spectrum fungicidal drench at 1-2 weeks after transplant.
- In growing group BA (see page 145).

Notes: A hard pinch is required to improve branching and control vigor. For 8 flowering branches, wait until 6-7 nodes develop on the stem, then pinch the shoot tips leaving 4 nodes/8 leaves. For 4 flowering branches, pinch to 2 nodes/4 leaves. Repeated applications of lower level PGRs is better than using high rates less frequently. Drench with 2-3ppm Bonzi® or a tank mix of 5000ppm B-Nine® and 1000ppm Cycocel® 1-2 weeks after pinching. Repeat a 2-3ppm Bonzi drench at first sign of visible buds, then drench again with 2ppm Bonzi when the flowers are starting to crack their color to hold for finishing. Southern growers will need to use slightly higher PGR rates; add 1-2ppm to these rates.



SUNCRECIBLE™ Yellow
Helianthus *** USPPAF CanPBRAF
US Utility Patent Applied For

Graceful Grasses by mature height



HIPPO® *Hypoestes phyllostachya*

LANDSCAPE 41-56cm (16-22") Vigor: 2

Hypoestes is getting a makeover! This series of super-sized, vegetative varieties does what Snow Princess did to seed alyssum. They're big, bushy, and won't bolt into flower soon after planting since they were selected against flowering and seed set. Use them like you would a coleus, providing season-long color in combination containers and landscapes in part sun or shade. This is one versatile plant you can easily recommend to every gardener.

Growing Tips for HIPPO®

- Prefers warmer production temperatures; avoid chilling.
- 150-200 ppm fertilizer for optimal growth.
- Do not use irrigation frequency to control plant size. Can be run a little dry, but drying to the point of wilt will cause leaf burn and drop.
- Adapts to any light level but sharp changes in light can stress plants and damage the foliage.
- In growing group CB. (see page 145).

Notes: Pinch at 1-2 weeks after transplant if needed. Treat with preventative broad spectrum fungicidal drench 1-2 weeks after transplant. B-Nine may be used at 1500-2500ppm two weeks after transplant. Bonzi is also effective. Check manufacturer labels for approved rates and usage recommendations.


AWARD WINNER – HIPPO® Hypoestes
117 Awards including: Top Performer, University of Guelph; Excellent Rating, University Laval; Perfect Score All Season, Michigan State University; Consumer Favorite, Ohio State; Best of Breed, NC State



HIPPO® White *Hypoestes phyllostachya* G15180 USPPAF CanPBRAF



HIPPO® Rose *Hypoestes phyllostachya* G14160 USPP29842 CanPBRAF



HIPPO® Pink *Hypoestes phyllostachya* G14161 USPPAF CanPBRAF



HIPPO® Red *Hypoestes phyllostachya* G14157 USPPAF CanPBRAF

ROCKAPULCO® *Impatiens walleriana* 🌱 🌞 🌱 25-51cm (10-20") Vigor: 2

Rockapulco varieties feature unbeatable performance, plus the biggest, brightest, and most abundant flowers you'll find in double impatiens. Rockapulco varieties have excellent branching, uniformity, and a full range of color options, making them an ideal choice for premium containers.

ROCKAPULCO® Orange *Impatiens walleriana* **** USPPAF CanPBRAF
A color expansion for the line, this new cultivar blooms prolifically with fully double, flashy orange blossoms on well-branched, mounded plants. It flowers from spring to frost without deadheading. Growers will be impressed with its strong vigor, perfect habit, and how easily this shade of orange mixes in container recipes. New this year.

AWARD WINNER – ROCKAPULCO® Impatiens
74 Awards including: Leader of the Pack, North Carolina State; Prairie Star, Kansas State; Top Performer, Smithsonian

Growing Tips for ROCKAPULCO®

- 100-150 ppm fertilizer for optimal growth.
- Requires moderate light intensity for optimal growth. Reduce light intensity when temperatures are high to prevent flower and leaf burning as well as bud drop.
- Apply Bonzi® (3-10 ppm) once or twice to control growth. Higher rates may be necessary in Southern production areas.
- Moderate drying of media will enhance flowering and control stretch. Too much drying can cause leaf scorch under high light.
- Leach periodically to keep salt levels in container low.
- In growing group BB (see page 145).

Notes: No pinching needed. Watch for thrips.



Above: ROCKAPULCO® Appleblossom and ROCKAPULCO® Purple *Impatiens walleriana*



ROCKAPULCO® Appleblossom
Impatiens walleriana ^{Balfieplus} USPP13637 Can1520



ROCKAPULCO® Red
Impatiens walleriana ^{Balfiedaled} USPP16626 Can2549



ROCKAPULCO® Rose
Impatiens walleriana ^{Balkolestop} USPP13639 Can1525



ROCKAPULCO® Wisteria
Impatiens walleriana ^{Balfiestarp}



ROCKAPULCO® White
Impatiens walleriana ^{BFP-7812} USPP11365 Can0643



ROCKAPULCO® Coral Reef
Impatiens walleriana ^{Balkoree} USPP22992 CanPBRAF



ROCKAPULCO® Purple
Impatiens walleriana ^{Balfiepurple} USPP18867 Can3361

ROCKAPULCO® Orange
Impatiens walleriana **** USPPAF CanPBRAF



SUNPATIENS®
Compact Blush Pink
Impatiens 'SAKimp013' USPP19597



SUNPATIENS®
Compact Deep Rose
Impatiens 'SAKimp017' USPP21753



SUNPATIENS®
Compact Fire Red
Impatiens 'SAMKIMP039' USPP28590



SUNPATIENS®
Compact Neon Pink
Impatiens 'SAKIMP033' USPP26669



SUNPATIENS®
Compact Orange
Impatiens 'SAKimp011' USPP19498



SUNPATIENS®
Compact Orchid
Impatiens 'SAKIMP041' USPP28417



SUNPATIENS®
Compact Pink Candy
Impatiens 'SAKIMP046' USPPAF



SUNPATIENS®
Compact Purple
Impatiens 'SAKIMP044' USPP27995



SUNPATIENS®
Compact Royal Magenta
Impatiens 'SAKIMP016' USPP26692



SUNPATIENS®
Compact Tropical Rose
Impatiens 'SAKIMP037' USPP28027



SUNPATIENS®
Compact White
Impatiens 'SAKIMP027' USPP24230

Compact SUNPATIENS® *Impatiens*

LANDSCAPE 41-76cm (16-30") Vigor: 2

An industry leader in sun-loving impatiens, robust SunPatiens® Compact varieties bloom non-stop from spring through fall in full sun to part sun landscapes and containers. Their bushy, well-branched foliage is not affected by downy mildew, making them an ideal replacement for *Impatiens walleriana*, especially in Southern climates.

We've elevated Compact SunPatiens this year from Proven Selections to Proven Winners. Take advantage of the unparalleled power of our consumer marketing campaign by offering SunPatiens through our brand. Watch how we drum up excitement for these plants with our far-reaching, multi-media marketing efforts and get ready to meet the demand.

Growing Tips for Compact SUNPATIENS®

- Requires moderate to high light levels in production.
- The higher the light level, the more compact your crop will be. Avoid shady benches and overhanging basket lines.
- Feed with 150-200ppm N.
- Good air circulation, control of humidity, good water management practices and proper sanitation are critical to producing a healthy crop.
- Plants can be grown a little dry but not to the point of wilting. Severe drying will result in leaf burn and leaf drop.
- In growing group BB (see page 145.)




Notes: Treat with a preventative broad spectrum fungicidal drench 1-2 weeks after transplant. No pinching is recommended. Space plants well to avoid crowding and to prevent plants from stretching. If height control is needed, a tank mix of Bonzi® and B-Nine® or an application of B-Nine alone will work.

ILLUSION® and SWEET CAROLINE *Ipomoea batatas*

Sweet potato vines have long been essential components of container recipes and landscapes. The exceptional genetics we offer include a wide range of colors, shapes and habits. All are selected against flowering and potato production and are selected against displaying oedema under high stress conditions, which ensures vigorous growth.

ILLUSION® *Ipomoea batatas*     15-25cm (6-10") Vigor: 3

The finely textured, lacy leaves of Illusion Ipomoea are unique in the industry. The habit of these varieties tends to be very compact and dense with controlled growth that won't overpower container combinations or take over the retail bench. They are ideal for small container production, summer gallons and mixed containers.

Sweet Caroline *Ipomoea batatas*     15-41cm (6-16") Vigor: 3 except Sweet Caroline Bewitched Green with Envy: Vigor: 4

The Sweet Caroline series is widely grown across the U.S. and Canada, thriving in all climates. These varieties tend to be larger and are available in a broad palette of leaf colors and shapes. Sweet Caroline Sweetheart bears heart-shaped leaves while standard Sweet Caroline varieties have deeply lobed foliage. They make excellent annual groundcovers and vigorous spillers in containers.

Sweet Caroline RED HAWK™ *Ipomoea batatas* ^{NCORNSP-026SCRH} USPPAF CanPBRAF

Replacing 'Sweet Caroline Red' this year, this improved Ipomoea offers richer red foliage color, improved vigor and rooting, and a more mounded habit. It boasts superior color retention in full sun in the North and South. Its mounded habit matches Sweet Caroline Kiwi™ and Raven™. New this year.

AWARD WINNERS

ILLUSION® *Ipomoea batatas*

159 Awards including: Top Performer, Oklahoma State; Leader of the Pack, North Carolina State; Outstanding Rating, Disney Trials

SWEET CAROLINE *Ipomoea batatas*

232 Awards including: Leader of the Pack, North Carolina State; Prairie Star, Kansas State; Best Varieties, Penn State

Growing Tips for ILLUSION® and Sweet Caroline

- 150-200 ppm fertilizer for optimal growth.
- Keep air circulation up and foliage dry. Prolonged wet foliage may lead to bacterial leaf spotting.
- Use 2500 ppm of B-9 to maintain shape on 4.5".
- This crop loves the heat and humidity. For the fastest crops keep production temperatures over 70° F and keep fertility levels fairly high.
- In growing group CC (see page 145).

Notes: For Illusions, no pinch is necessary. For Sweet Caroline varieties, pinch once, 2 weeks after liner planting.

Proven Winners Ipomoea Comparison Chart

Series name	Variety names	Distinguishing characteristics	Breeding goal	Colors in line	Compact habit – relative to others	Branching relative to others	Flowering	Leaf type	PGR requirements
Illusion®	Emerald Lace Garnet Lace Midnight Lace	Dissected foliage for new texture; compact habit	Same as Sweet Carolines	Light green, purple, red, or bronze	Compact habit	High	No – rarely, when under stress	Dissected	Usually not needed
Sweet Caroline Bewitched	Bewitched After Midnight™ Bewitched Green with Envy™	Compact mounding but not trailing habit; more upright initially; serrated leaf margin	Mounding habit with serrated leaf	Light green, purple-black	Compact habit	Medium to high	Occasionally under short days, low light	Serrated margin	Not needed
Sweet Caroline Sweetheart	Jet Black™ Lime Red	Enhanced branching over Sweet Caroline series; different texture with heart-shaped leaves	Same as Sweet Carolines	Light green, purple, red	Moderately compact habit	Medium	No	Entire, cordate	May be needed for holding plants and small container sizes
Sweet Caroline	Kiwi™ Light Green Raven™ Red Hawk™	Enhanced branching and reduced stem elongation over free varieties	Bred for reduced internode size, better branching and reduced storage root formation	Light green, red and purple-black	Trailing habit	Medium	No	Deeply lobed	May be needed for holding plants and small container sizes



ILLUSION® Emerald Lace
Ipomoea batatas ^{NCORNSP012EMLC} USPP21744 Can4162

ILLUSION® Midnight Lace
Ipomoea batatas ^{NCORNSP011MNL} USPP21743 Can4161

ILLUSION® Garnet Lace
Ipomoea batatas ^{NCORNSP013GNLC} USPP23612 Can4537



Top 50

Top 50

'Sweet Caroline Light Green'
Ipomoea batatas USPP15028 Can2975

Sweet Caroline RAVEN™
Ipomoea batatas ^{NCORNSP-024SCR} USPPAF CanPBRAF

Sweet Caroline RED HAWK™
Ipomoea batatas ^{NCORNSP-026SCRH} USPPAF CanPBRAF

NEW

ILLUSION® and SWEET CAROLINE *Ipomoea batatas*

continued



Sweet Caroline Bewitched AFTER MIDNIGHT™
Ipomoea batatas ^{NCORNSP-0208WAM} ^{USPP23958} Can15778

Sweet Caroline Bewitched GREEN WITH ENVY™
Ipomoea batatas ^{NCORNSP-0208WGW} ^{USPP23903} Can15779



'Sweet Caroline Sweetheart Red'
Ipomoea batatas ^{USPP19013} Can2904

Sweet Caroline KIWI™
Ipomoea batatas ^{NCORNSP-0255SCK} ^{USPPAF} CanPBRAF



Top 50

Top 50

Sweet Caroline Sweetheart Lime
Ipomoea batatas ^{NCORNSP-019SCSHLM} ^{USPP28318} Can15777

Sweet Caroline Sweetheart JET BLACK™
Ipomoea batatas ^{NCORNSP-021SHJBI} ^{USPP23978} Can15780

BETH'S BLUE® and PATTI'S PINK™ *Isotoma axillaris*

LANDSCAPE 25-36cm (10-14") Vigor: 2

BETH'S BLUE® *Isotoma axillaris*
This outstanding heat tolerant annual has long been popular for its unique star-shaped, blue lavender flowers and its interesting texture for containers and landscapes. Once vernalized, it puts on an airy show of blooms all season until frost.

PATTI'S PINK™ *Isotoma axillaris* ** CanPBRAF**
If you like the look of Beth's Blue®, you'll love Patti's Pink. Slightly larger, star-shaped, pink flowers are borne atop a dense mound of finely textured, green foliage all season. Unlike Beth's Blue, it does not require vernalization to bloom. New this year.

AWARD WINNER – BETH'S BLUE® *Isotoma*
18 Awards including: Best Performer, Dallas Arboretum; Best of Breed, JC Raulston Arboretum

Growing Tips for BETH'S BLUE® and PATTI'S PINK™

- Flowers heaviest when grown cool (45-55°F). Growing cooler will bulk up the plants and increase flower formation, however it will also increase production time.
- Beth's Blue liners must be vernalized for optimal spring production. Patti's Pink does not require vernalization.
- Great for growing in cold greenhouses where blooming begins to peak when temperatures warm up.
- Display and sell in cool greenhouse areas or grow outside if possible. A great companion to other cool season crops.
- 150-200 ppm fertilizer for optimum growth.
- In growing group AB (see page 145).

Notes: Pinching is not necessary. Treat with a preventative broad spectrum fungicidal drench at 1-2 weeks after transplant. Scout crops regularly (at least once a week) for disease development. Water early in the day so foliage is dry by nightfall to decrease likelihood of disease.



BETH'S BLUE® *Isotoma axillaris*

PATTI'S PINK™ *Isotoma axillaris* **** CanPBRAF

LUSCIOUS® *Lantana camara*



NEW

One of the most reliable recommendations you can make for customers looking for sun, heat and drought tolerant flowers that attract pollinators. Fragrant Luscious Lantana are rock stars in the landscape and add season-long color to window boxes, patio pots and hanging baskets.

Choose Luscious Royale varieties for their smaller size that fits easily into any container as a monoculture or paired with other medium vigor varieties. Choose standard Luscious varieties for full-sized, mega flower power. All our Lantanas set little to no seed and are daylength neutral.

LUSCIOUS® GOLDENGATE™ *Lantana camara* **** USPPAF CanPBRAF
With a similar large, landscape-sized habit as Berry Blend and Citrus Blend, this new golden yellow selection blooms non-stop all season without deadheading. Its bold yellow color pairs well with reds, oranges, purples and magenta. New this year.

Growing Tips for LUSCIOUS®

- 200 ppm fertilizer for optimal growth.
- High light in production is essential.
- Warm and slightly dry conditions after transplanting speeds root in and growth.
- Use caution with Florel®, as it can cause leaf drop and leaf curl.
- For best results, northern growers may want to order first shipments in mid-spring when temperatures and light levels rise. Cold and wet conditions can double crop time.
- In growing group CB (see page 145).

Notes: For all sizes of containers, pinch the liner 1-2 weeks after transplant; for containers larger than 6" and for hanging baskets, trim around the edge of the container as needed prior to spacing or hanging of the baskets. PGRs should not be needed. Winter flowering occurs in Sunbelt states. Luscious Marmalade and Luscious Bananarama may require a second pinch for shaping.

Luscious Grape is a true trailing variety. This may require an additional pinch to fill out 4-5" containers. Crop time will be about 2 weeks longer than others in the series and can be shortened by increasing the number of liners per container.

AWARD WINNER – LUSCIOUS® *Lantana*

345 Awards including: Top Performer, Michigan State; Leader of the Pack, North Carolina State; Top Pick, Missouri Botanic Garden; Outstanding Rating, Disney Trials; Top Performer, University of Delaware; Best Overall Impression, Oregon State University

Luscious Comparison Chart

Variety Name	Vigor	Habit	Height	In Combos
Bananarama™	3	Mounding	46-76cm (18-30")	Yes, with vigorous companions
Berry Blend™	3	Upright	46-76cm (18-30")	Yes, with vigorous companions
Citrus Blend™ Improved	3	Upright	51-76cm (20-30")	Yes, with vigorous companions
Goldengate™	3	Upright	51-76cm (20-30")	Yes, with vigorous companions
Grape	2	Trailing	25-36cm (10-14")	Yes, with any
Lemonade	3	Mounding	61-91cm (24-36")	Yes, with any
Marmalade	3	Mounding	30-46cm (12-18")	Yes, with vigorous companions
Pinkberry Blend™	3	Mounding	51-61cm (20-24")	Yes, with vigorous companions
Royale Cosmo	2	Upright Globe	30-66cm (12-26")	Due to habit, mix with trailing plants
Royale Piña Colada	2	Upright Globe	30-66cm (12-26")	Due to habit, mix with trailing plants



LUSCIOUS® GOLDENGATE™
Lantana camara *** USPPAF CanPBRAF



Collection Top Seller

LUSCIOUS® Marmalade
Lantana camara *G12-166* USPP27378 Can5309

LUSCIOUS® BANANARAMA™
Lantana camara *G12-164* USPP27377 Can5308

LUSCIOUS® PINKBERRY BLEND™
Lantana camara *** USPPAF CanPBRAF

Collection Top Seller

LUSCIOUS® BERRY BLEND™
Lantana camara *LAN 976* USPP23919 Can4905

Collection Top Seller

LUSCIOUS® CITRUS BLEND™
Lantana camara *Balandusti* USPPAF CanPBRAF

ANNUAL COLLECTION

LUSCIOUS® *Lantana camara*
continued



LUSCIOUS® Grape
Lantana montevidensis "Robpwpur" USPP19357 Can3637



LUSCIOUS® Lemonade
Lantana camara "Robpwm" USPP19347 Can3636




LUSCIOUS® Royale Piña Colada
Lantana camara "LANZ0004" USPP24641 Can4647



LUSCIOUS® Royale Cosmo
Lantana camara "LANTAN55" USPPAF CanPBRAF

LAGUNA® *Lobelia erinus*



Bred to take the summer heat better than typical lobelias, these varieties are compact yet full, semi-upright plants covered in true blue, violet or white, self-cleaning blossoms. They are ideal low maintenance plants for hanging baskets, window boxes, combination containers, and landscapes.

AWARD WINNER – LAGUNA® Lobelia


18 Awards including: Best of the Best, University of Georgia; Best of Species, Penn State; Leader of the Pack, North Carolina State; Top Performer, Calgary Zoo and Botanic Garden; Gold Medal, University of Illinois Master Gardeners; Top Performer, Longwood Gardens; Consumer Choice, University of Florida - Fort Lauderdale

Growing Tips for LAGUNA®

- Preventive fungicides are recommended one week after transplanting.
- Grow cool with good air circulation once established.
- Requires high light in production and higher light and longer days to flower early.
- Needs 150-200 ppm fertilizer for optimal growth.
- In growing group BB (see page 145).

Notes:

For all sizes of containers, pinch the liner 1-2 weeks after transplant; for containers larger than 6" and for hanging baskets, trim around the edge of the container as needed prior to spacing or hanging of the baskets. 5-10 ppm Sumagic® spray is effective, if needed.



Top 50

LAGUNA® White
Lobelia erinus "Loubtraw" USPP18216 Can3030

Top 50

LAGUNA® Sky Blue
Lobelia erinus "Loboudtis" USPP15526 Can2304

LAGUNA® Compact Blue with Eye
Lobelia erinus "Lobelis" USPP16112 Can1975

LAGUNA® Dark Blue
Lobelia erinus "USL080901" USPP27338 Can4076
(formerly LUCIA® Dark Blue)

LAGUNA® ULTRAVIOLET™
Lobelia erinus "USPPUSPP27338 CanPBRAF"
(formerly LUCIA® ULTRAVIOLET™)

PRINCESS and KNIGHT *Lobularia*



Our collection of vegetative, heat tolerant *Lobularia* is exceptional in terms of habit, blooms, fragrance, and vigor choices. The Princess varieties are big, showy bloomers that are well-matched with other vigorous growers, while the Knights are more restrained and pair well with medium-vigor plants. All form trailing mounds of fragrant blooms from spring through fall without deadheading.

Growing Tips for PRINCESS AND KNIGHT

- Requires high light in production.
- Take care not to hang above plants that are sensitive to petal drop since *Lobularia* tends to shed.
- Grow cool for best results, but growing too cold can cause purpling of the foliage.
- Very fast and vigorous grower.
- Needs 130-150 ppm fertilizer for optimal growth.
- In growing group AC (see page 145).

Notes: For all sizes of containers, pinch the liner 1-2 weeks after transplant; for containers larger than 6" and for hanging baskets, trim around the edge of the container as needed prior to spacing or hanging of the baskets.

Blushing Princess: Color is enhanced with brighter light and cooler temperatures. Growers in low light or warm houses can expect some fading of color intensity, but plants darken quickly once outside.

If you are used to growing Snow Princess and needing PGRs to control growth, reduce your PGR level for Blushing Princess, and grow your first crops of Dark Knight and White Knight with minimal PGRs.

AWARD WINNERS – Princess and Knight *Lobularia*

268 Awards including: Superior Rating, Colorado State; Excellent Rating, Boerner Botanical Garden, Milwaukee, Wisconsin; Plant of the Month, Dallas Arboretum; Outstanding Rating, Disney Trials; Top Performer, Cornell University; Excellent Performer, University Laval; Top Performer; University of Florida - Fort Lauderdale; Top Performer, Kansas State University; Top Performer, Devonian Botanic Garden; Top Performer, Cornell University

PINK CHABLIS® *Lamium maculatum*



Easily adaptable for containers and landscapes, this versatile plant thrives in sun and shade. Its cool silver foliage complements the pretty pink blossoms that dot the trailing stems.

Growing Tips for PINK CHABLIS®

- Can be produced under high or low light levels.
- 150-200 ppm fertilizer for optimal growth.
- Leaf purpling can occur when grown in low-fertility situations or cold temperatures.
- Very tolerant of cool temperatures; can be moved outdoors once temps are above 28° F (-2° C).
- All *Lamiums* are susceptible to downy mildew, scout crops regularly.
- In growing group AC (see page 145).

Notes: Winter flowering occurs in Sunbelt states. No pinching or growth regulator needed.

AWARD WINNER – PINK CHABLIS® *Lamium*

6 Awards including: Top Pick, Dallas Arboretum; Top Performer-Perennial, Colorado State University; Knock Your Socks Off, University of Georgia; Top Performer, University Laval

GOLDDUST® *Mecardonia*



This true yellow *mecardonia* flowers 6 weeks earlier than others. GoldDust's blooms are significantly smaller but far more plentiful than other *mecardonia*. This beauty loves the heat.

Growing Tips for GOLDDUST®

- Requires high light in production.
- 150-200 ppm fertilizer for optimal growth.
- Proper water management is critical.
- In growing group CB (see page 145).

Notes: No pinch necessary. For hanging baskets and containers larger than 6", trim around container edge just prior to hanging.

AWARD WINNER – GOLDDUST® *Mecardonia*

57 Awards including: Excellent Rating, Disney Trials; Top Performer, University of Wisconsin; Gardener's Choice, University of Florida; Top Performer, The Oregon Garden; Top Performer, Cornell University



Top 50

SNOW PRINCESS®
Lobularia "NLBUSNOPR" USPP21594 Can4189
10-20cm (4-8")

BLUSHING PRINCESS®
Lobularia "NLBUBLUPR" USPP24516 Can4779
10-20cm (4-8")

WHITE KNIGHT®
Lobularia "NLBUWIKNI" USPP25210 Can4780
10-15cm (4-6")


DARK KNIGHT™
Lobularia "NLDBU1007" USPP26931 CanPBRAF
10-15cm (4-6")

Comparison Chart

Variety name	Vigor	Color	Foliage	In Combos
Snow Princess®	4	White	Dark green	Only with the most vigorous companion plants
Blushing Princess®	4	White-lavender	Medium green	With vigorous companion plants
White Knight®	3	White	Medium green	With half the vigor of Snow Princess, it is a better companion for less vigorous plants
Dark Knight™	3	Purple	Medium green	Vigor between White Knight® and Blushing Princess®, it is a better companion for less vigorous plants



PINK CHABLIS®
Lamium maculatum "Check In" USPP17925



GOLDDUST® *Mecardonia* "USmeca8205" USPP22871 Can4383