

ROCKAPULCO® *Impatiens walleriana*

🌱 🌞 🌿 25-51cm (10-20") Vigor: 2

Rockapulco varieties feature unbeatable performance, plus the biggest, brightest, and most abundant flowers you'll find in double impatiens. Rockapulco varieties have excellent branching, uniformity, and a full range of color options, making them an ideal choice for premium containers.

AWARD WINNERS – ROCKAPULCO® *Impatiens*

83 Awards including: Leader of the Pack, North Carolina State; Prairie Star, Kansas State; Top Performer, Smithsonian

Growing Tips for ROCKAPULCO®

- 100-150 ppm fertilizer for optimal growth.
- Requires moderate light intensity for optimal growth. Reduce light intensity when temperatures are high to prevent flower and leaf burning as well as bud drop.
- Apply Bonzi® (3-10 ppm) once or twice to control growth. Higher rates may be necessary in Southern production areas.
- Moderate drying of media will enhance flowering and control stretch. Too much drying can cause leaf scorch under high light.
- Leach periodically to keep salt levels in container low.
- In growing group BB (see page 145).

Notes: No pinching needed. Watch for thrips.



ROCKAPULCO® Rose
Impatiens walleriana 'Balolestop' USPP13639



ROCKAPULCO® Red
Impatiens walleriana 'Balfiedaled' USPP16626 Can2549



ROCKAPULCO® White
Impatiens walleriana 'BFP-7812' USPP11365 Can0643



ROCKAPULCO® Wisteria
Impatiens walleriana 'Balfiestarp'



ROCKAPULCO®
Appleblossom *Impatiens walleriana* 'Balfieplos' USPP13637 Can1520

BETH'S BLUE® *Isotoma axillaris*

LANDSCAPE 🌱 25-36cm (10-14") Vigor: 2

This outstanding heat tolerant annual has long been popular for its unique star-shaped, blue lavender flowers and its interesting texture for containers and landscapes. Once vernalized, it puts on an airy show of blooms all season until frost.

Growing Tips for BETH'S BLUE®

- Flowers heaviest when grown cool (45-55°F). Growing cooler will bulk up the plants and increase flower formation, however it will also increase production time.
- Beth's Blue liners must be vernalized for optimal spring production.
- Great for growing in cold greenhouses where blooming begins to peak when temperatures warm up.
- Display and sell in cool greenhouse areas or grow outside if possible. A great companion to other cool season crops.
- 150-200 ppm fertilizer for optimum growth.
- In growing group AB (see page 145).

Notes: Pinching is not necessary. Treat with a preventative broad spectrum fungicidal drench at 1-2 weeks after transplant. Scout crops regularly (at least once a week) for disease development. Water early in the day so foliage is dry by nightfall to decrease likelihood of disease.

AWARD WINNER – BETH'S BLUE® *Isotoma*

18 Awards including: Best Performer, Dallas Arboretum; Best of Breed, JC Raulston Arboretum



ROCKAPULCO® Coral Reef
Impatiens walleriana 'Balcorae' USPP22992



ROCKAPULCO® Purple
Impatiens walleriana 'BALFIEPRIM' USPP18867 Can3361



ROCKAPULCO® Orange Shades
Impatiens walleriana 'Balfiecoran' USPP31904 CanPBRAF



BETH'S BLUE®
Isotoma axillaris

SWEET CAROLINE UPSIDE™ *Ipomoea batatas*



.91-1.83m (3-6') Vigor: 4

Climbing *Ipomoea* began as novel invention in the industry and has since been greatly improved. Our new Upside varieties exhibit the best branching and habit of any in our trials, filling trellises fully with a robust mass of attractively dissected foliage. We recommend selling them in 1.0 Royale™ containers with a trellis for best display at retail and using them as a dramatic thriller in premium hanging basket recipes. These are consumer-friendly, low maintenance vines that thrive with little maintenance in full sun to part sun.

Sweet Caroline UPSIDE™ BLACK COFFEE™

Ipomoea batatas **** USPPAF CanPBRAF

Deep burgundy purple, dissected leaves are similar in shape to Sweet Caroline Raven™, growing quickly to form a robust twining or trailing mass. New this year.

Sweet Caroline UPSIDE™ Key Lime

Ipomoea batatas **** USPPAF CanPBRAF

Bright chartreuse foliage similar in shape to 'Sweet Caroline Light Green' scrambles quickly up trellises or hanging basket wires and trails several feet long. New this year.

Growing Tips for Sweet Caroline UPSIDE™

- Upright climber; supports or trellis will help this crop grow in the right direction.
- 150-200 ppm N
- This crop loves the heat and humidity. For the fastest crops, keep production temperatures over 70°F and keep fertility levels fairly high.
- Good air circulation, control of humidity, and good sanitation practices are critical.
- Good water management practices are critical to healthy plant growth.
- In growing group CC (see page 145).

Notes: Treat with a preventative broad spectrum fungicidal drench 1-2 weeks after transplant.

Scout crops regularly (at least once a week) for disease development. Scout for aphids, thrips and spider mites.



Trellis available for co-ex and injection containers produced by HC/Dillen.



Sweet Caroline UPSIDE™
Key Lime *Ipomoea*



Sweet Caroline UPSIDE™
BLACK COFFEE™ *Ipomoea*

SAFARI™ *Jamesbrittenia* 15-30cm (6-12") Vigor: 2

Expand your options for mounded to trailing plants for hanging baskets and upright container recipes with this unique genus which is a relative of *Sutera*. It handles heat and humidity far better and delivers a stronger summer performance. In our trials, we were able to easily produce full, healthy liners with no rooting issues and had no trouble with powdery or downy mildew. Well-drained soil is important, so we recommend growing *Jamesbrittenia* in containers rather than landscapes.

SAFARI™ Dawn *Jamesbrittenia* ¹INJAMSADAW¹ USPP34115 CanPBRAF

A unique selection with flowers that transition through rose pink and lavender shades with a prominent yellow eye.

SAFARI™ Sky *Jamesbrittenia* ¹INJAMSASKY¹ USPP34114 CanPBRAF

A cool lilac purple selection that bears a white halo around a gold eye. Unlike Safari™ Dawn whose color shifts, this variety remains consistent as its slightly larger flowers age.

Growing Tips for SAFARI™

- Grow in high light with good air circulation. Avoid moisture settling on the foliage when light levels are low; excessive moisture can lead to Botrytis and mildews.
- Avoid overwatering, especially early in the crop cycle. Can be run a little dry but not to the point of wilt which will cause leaf burn.
- 150-200ppm fertilizer
- Cooler growing conditions and higher light quality can be used to manipulate final plant size but be mindful of disease potential if doing so.
- In growing group BB (see page 145).

Notes: Pinch the liner 1-2 weeks after transplant if needed; for pots larger than 6" and for hanging baskets, make a second soft pinch and trim around the edge of the container just prior to hanging. If required, daminozide applied at 500 ppm is effective. Treat with a preventative broad spectrum fungicidal drench 1-2 weeks after transplant. Scout regularly for aphids and whitefly which can be problematic.

AWARD WINNERS – SAFARI™ *Jamesbrittenia*

19 Awards including: Top Performer, University of Guelph; Top Performer, University of Laval; Top Performer, Les Exceptionelles; Perfect Score, Oregon State University; Best of Breed, NC State



SAFARI™ Sky
Jamesbrittenia ¹INJAMSASKY¹ USPP34114 CanPBRAF



SAFARI™ Dawn
Jamesbrittenia ¹INJAMSADAW¹ USPP34115 CanPBRAF

LUSCIOUS® *Lantana camara*



One of the most reliable recommendations you can make for customers looking for sun, heat and drought tolerant flowers that attract pollinators. Fragrant Luscious Lantana are rock stars in the landscape and add season-long color to window boxes, patio pots and hanging baskets.

Choose Luscious Royale varieties for their smaller size that fits easily into any container as a monoculture or paired with other medium vigor varieties. Choose standard Luscious varieties for full-sized, mega flower power. All our Lantanas set little to no seed and are daylength neutral.

LUSCIOUS® Basket TANGELO™

Lantana camara *** USPPAF CanPBRAF

Created to shine in hanging baskets, this dynamic mounded trailing lantana works as a filler and spiller in recipes where it won't take over when paired with other medium vigor varieties. It bears large clusters of vivid yellow flowers that transition into tropical coral colors. New this year.

LUSCIOUS® Royale LEMON TART™

Lantana camara *** USPPAF CanPBRAF

Replacing Luscious® Bananarama™, this new cultivar forms a more compact and polished, upright globe-shaped mound covered in bright lemon yellow flowers. It shines as both a monoculture and as a filler in recipes. Easy and efficient in production. New this year.

Growing Tips for LUSCIOUS®

- 150-250 ppm fertilizer for optimal growth.
- High light in production is essential.
- Warm and slightly dry conditions after transplanting speeds root in and growth.
- Use caution with Florel®, as it can cause leaf drop and leaf curl.
- For best results, northern growers may want to order first shipments in mid-spring when temperatures and light levels rise. Cold and wet conditions can double crop time.
- In growing group CB (see page 145).

Notes: For all sizes of containers, pinch the liner 1-2 weeks after transplant; for containers larger than 6" and for hanging baskets, trim around the edge of the container as needed prior to spacing or hanging of the baskets. PGRs should not be needed. Winter flowering occurs in Sunbelt states. Luscious Marmalade may require a second pinch for shaping.

Luscious Grape is a true trailing variety. This may require an additional pinch to fill out 4-5" containers. Crop time will be about 2 weeks longer than others in the series and can be shortened by increasing the number of liners per container.

AWARD WINNERS – LUSCIOUS® *Lantana*

495 Awards including: Top Performer, Michigan State; Leader of the Pack, North Carolina State; Top Pick, Missouri Botanic Garden; Outstanding Rating, Disney Trials; Top Performer, University of Delaware; Best Overall Impression, Oregon State University; Top Performer, University of Guelph

Luscious Comparison Chart

Variety Name	Vigor	Habit	Height	In Combos
Basket Tangelo™	2	Mounded Trailing	30-66 cm (12-26")	Yes, with any
Berry Blend™	3	Mounding	51-76 cm (20-30")	Yes, with vigorous companions
Citron™	3	Mounding	51-76 cm (20-30")	Yes, with vigorous companions
Citrus Blend™	3	Mounding	51-76 cm (20-30")	Yes, with vigorous companions
Goldengate™	3	Mounding	51-76 cm (20-30")	Yes, with vigorous companions
Grape	2	Trailing	25-36 cm (10-14")	Yes, with any
Marmalade	3	Mounding	51-76 cm (20-30")	Yes, with vigorous companions
Pinkberry Blend™	3	Mounding	51-76 cm (20-30")	Yes, with vigorous companions
Royale Cosmo	2	Upright Globe	30-66 cm (12-26")	Due to habit, mix with trailing plants
Royale Lemon Tart™	2	Upright Globe	30-66 cm (12-26")	Due to habit, mix with trailing plants
Royale Piña Colada	2	Upright Globe	30-66 cm (12-26")	Due to habit, mix with trailing plants
Royale Red Zone	2	Upright Globe	30-66 cm (12-26")	Due to habit, mix with trailing plants



LUSCIOUS® Royale LEMON TART™
Lantana camara *** USPPAF CanPBRAF



LUSCIOUS® Basket TANGELO™
Lantana camara *** USPPAF CanPBRAF

NEW



LUSCIOUS® GOLDENGATE™
Lantana camara *** USPPAF CanPBRAF



Collection
Top Seller

LUSCIOUS® BERRY BLEND™
Lantana camara *LAN 876* USPP23919 Can4905



Collection
Top Seller

LUSCIOUS® Royale RED ZONE™
Lantana camara UF-1013-1* USPPAF CanPBRAF



Collection
Top Seller

LUSCIOUS® CITRUS BLEND™
Lantana camara *Balandustbi* USPP32018 CanPBRAF

LUSCIOUS® *Lantana camara*



LUSCIOUS® Marmalade
Lantana camara 'G12-166' USPP27378 Can5309



LUSCIOUS® Royale Piña Colada
Lantana camara 'LANZ0004' USPP24641 Can4647



Collection
Top Seller

LUSCIOUS® Royale Cosmo
Lantana camara 'DLANTAN95' USPP30592 Can6077



LUSCIOUS® CITRON™
Lantana camara 'Ballany177' USPP32829 CanPBRAF



LUSCIOUS® PINKBERRY BLEND™
Lantana camara '***' USPPAF CanPBRAF



LUSCIOUS® Grape
Lantana montevidensis 'Robwpur' USPP19357 Can3637

LAGUNA® *Lobelia erinus*



15-30cm (6-12")



Vigor: 2

Bred to take the summer heat better than typical lobelias, these varieties are compact yet full, semi-upright plants covered in true blue, violet or white, self-cleaning blossoms. They are ideal low maintenance plants for hanging baskets, window boxes, combination containers, and landscapes.

LAGUNA® Compact Blue with Eye Improved

Lobelia erinus *** USPPAF CanPBR/AF

This upgraded lobelia exhibits stronger color impact due to its larger, more tightly packed, electric blue flowers with a bright white eye. Bred for increased heat tolerance, it holds a month longer in the summer heat. Improved this year.

Growing Tips for LAGUNA®

- Preventive fungicides are recommended one week after transplanting.
- Grow cool with good air circulation once established.
- Requires high light in production and higher light and longer days to flower early.
- Needs 150-200 ppm fertilizer for optimal growth.
- In growing group BB (see page 145).

Notes:

For all sizes of containers, pinch the liner 1-2 weeks after transplant; for containers larger than 6" and for hanging baskets, trim around the edge of the container as needed prior to spacing or hanging of the baskets. 5-10 ppm Sumagic® spray is effective, if needed.

AWARD WINNERS – LAGUNA® *Lobelia*

42 Awards including: Best of the Best, University of Georgia; Best of Species, Penn State; Leader of the Pack, North Carolina State; Top Performer, Calgary Zoo and Botanic Garden; Gold Medal, University of Illinois Master Gardeners; Top Performer, Longwood Gardens; Consumer Choice, University of Florida - Fort Lauderdale; Top Performer, Les Exceptionelles



LAGUNA® CLOUD WHITE™
Lobelia erinus *** WNL0LACLWH USPP34159 CanPBR/AF







Top 50

LAGUNA® Sky Blue
Lobelia erinus *** WNL0LASKBL USPP32655 CanPBR/AF



LAGUNA® Compact Blue with Eye Improved
Lobelia erinus *** USPPAF CanPBR/AF

LAGUNA® *Lobelia erinus* continued

LANDSCAPE    15-30cm (6-12")  Vigor: 2



LAGUNA® ULTRAVIOLET™
Lobelia erinus *** USPP27338 CanPBRAF



LAGUNA® Dark Blue
Lobelia erinus USLOB0901* USPP27338 Can4076



SNOW PRINCESS®
Lobularia INLBUSNOPR* USPP21594 Can4189

25-41cm (10-16")



BLUSHING PRINCESS®
Lobularia INLBUBLUPR* USPP24516 Can4779

25-41cm (10-16")

PRINCESS and KNIGHT *Lobularia*



Our collection of vegetative, heat tolerant *Lobularia* is exceptional in terms of habit, blooms, fragrance, and vigor choices. The Princess varieties are big, showy bloomers that are well-matched with other vigorous growers, while the Knights are more restrained and pair well with medium-vigor plants. All form trailing mounds of fragrant blooms from spring through fall without deadheading.

Growing Tips for PRINCESS AND KNIGHT

- Requires high light in production.
- Take care not to hang above plants that are sensitive to petal drop since *Lobularia* tends to shed.
- Grow cool for best results, but growing too cold can cause purpling of the foliage.
- Very fast and vigorous grower.
- Needs 150-200 ppm fertilizer for optimal growth.
- In growing group AC (see page 145).


Notes: For all sizes of containers, pinch the liner 1-2 weeks after transplant; for containers larger than 6" and for hanging baskets, trim around the edge of the container as needed prior to spacing or hanging of the baskets.

Blushing Princess: Color is enhanced with brighter light and cooler temperatures. Growers in low light or warm houses can expect some fading of color intensity, but plants darken quickly once outside.

If you are used to growing Snow Princess and needing PGRs to control growth, reduce your PGR level for Blushing Princess, and grow your first crops of Violet Knight and White Knight with minimal PGRs.

AWARD WINNERS – Princess and Knight *Lobularia*

335 Awards including: Excellent Rating, Boerner Botanical Garden, Milwaukee, Wisconsin; Outstanding Rating, Disney Trials; Top Performer, Cornell University; Top Performer, University Laval; Top Performer, Cornell University; Top Performer, Les Exceptionnelles



WHITE KNIGHT®
Lobularia 'Inlbuwikni' USPP25210 Can4780

20-30cm (8-12")

MOONLIGHT KNIGHT®
Lobularia 'Inlbumokni' USPP32673 CanPBRAF

20-30cm (8-12")

VIOLET KNIGHT®
Lobularia 'Inlbuvioqni' USPPAF CanPBRAF

20-30cm (8-12")

Lobularia Comparison Chart

Variety name	Vigor	Color	Foliage	In Combos
Snow Princess®	4	White	Dark green	Only with the most vigorous companion plants
Blushing Princess®	4	White-lavender	Medium green	With vigorous companion plants
White Knight®	3	White	Medium green	With half the vigor of Snow Princess, it is a better companion for less vigorous plants
Violet Knight®	3	Purple	Medium green	Vigor between White Knight and Blushing Princess, it is a better companion for less vigorous plants
Moonlight Knight®	3	Soft yellow	Medium green	With half the vigor of Snow Princess, it is a better companion for less vigorous plants

SUNSATIA® *Nemesia*

    15-25cm (6-10") Vigor: 2

This is the collection that epitomizes the art and science of plant breeding. Very showy and dramatic in borders, hanging baskets, and containers. All varieties have a full, attractive habit and are ideal for early spring. Sunsatia are exceptionally cold tolerant and incredibly colorful.

AWARD WINNERS – SUNSATIA® *Nemesia*

15 Awards including: Excellent Rating, Disney Trials; Consumer Top Choice, Cornell-Long Island

Growing Tips for SUNSATIA®

- Grow these plants on the dry side.
- Preventive fungicides are recommended 1 week after transplant.
- High light is required in production.
- Air circulation, proper water management, and good soil porosity are critical.
- Use well-drained media only.
- Requires 150-200 ppm fertilizer for optimal growth.
- In growing group AA (see page 145).

Notes: For all sizes of containers, pinch the liner 1-2 weeks after transplant; for containers larger than 6" and for hanging baskets, trim around the edge of the container as needed prior to spacing or hanging of the baskets. Cold temperatures will also control growth. Sensitive to pythium, phytophthora, and thielaviopsis. Rhapsody and other copper-based fungicides are effective as a preventative application.



SUNSATIA® Coconut
Nemesia [™]Intrawhitwo™ USPP23087 Can4347

SUNSATIA® Lemon
Nemesia [™]Intraigoldtwo™ USPP23062 Can4345





SUNSATIA® BLOOD ORANGE™
Nemesia [™]INNEMLORA™ USPP28355 Can5606
10-14"



SUNSATIA® Cranberry Red
Nemesia [™]INNEMORARE™ USPP32657 CanPBRAF

Bluebird *Nemesia fruticans*

   25-30cm (10-12") Vigor: 2

An essential annual for spring color bowls, window boxes and landscapes, this cold tolerant annual knows how to start the season off right. Its rich blue, clove-scented blossoms do not require deadheading for continuous bloom. Bluebird's habit is sturdy, compact and well-branched. It has exhibited excellent heat tolerance, blooming well into the summer months.

Growing Tips for Bluebird

- Preventive fungicides are recommended one week after transplant.
- Florel® at 500 ppm is effective at increasing branching.
- Sumagic® at 5 ppm and cold temperatures are effective at controlling growth.
- Requires 150-200 ppm fertilizer for optimal growth.
- In growing group AA (see page 145).

Notes: For all sizes of containers, pinch the liner 1-2 weeks after transplant; for containers larger than 6" and for hanging baskets, trim around the edge of the container as needed prior to spacing or hanging of the baskets.

AWARD WINNER – Bluebird *Nemesia*

5 Awards including: Top Performer, Michigan State; Best of Breed for Winter, North Carolina State, JC Raulston Arboretum; Superior Rating, Penn State; Top Performer, Ohio State; Best of the Best, University of Georgia



Bluebird *Nemesia fruticans* ^{Hubbird} USPP12014 Can1634

AROMANCE® *Nemesia fruticans*

   25-46cm (10-18") Vigor: 2

Look to our Aromance line of *Nemesia* to provide intense fragrance to your spring color bowls and baskets, cash 'n carry containers and early season lineup. Their large, showy flowers appear early and persist through summer thanks to greatly improved heat tolerance and an ability to handle summer rains with ease.

AROMANCE® Mulberry *Nemesia fruticans* **** USPPAF CanPBRAF

Highly fragrant, rich plum-fuchsia and lavender bicolor blooms on bushy, upright plants appear early and go long thanks to notable heat tolerance. Sets no seed; no deadheading needed for continuous bloom. Cooler fall nights stimulate a whole new flush of flowers that persist until frost. New this year.

Growing Tips for AROMANCE®

- Provide high light levels in production.
- Feed with 150-200ppm N.
- Good water management practices are critical to healthy plant growth.
- A 500ppm application of Florel is effective at increasing branching. It can also be used to schedule flowering; flowers will appear 4 weeks after application.
- In growing group AA (see page 145).

Notes: Removing buds and flowers at transplant isn't necessary but can be beneficial. Treat with a preventative broad spectrum fungicidal drench 1-2 weeks after transplant. Pinch liners 1-2 weeks after transplant if needed. A 5ppm application of Sumagic® and cold temperatures can be used to control growth.

AWARD WINNER – AROMANCE® *Nemesia*

21 Awards including: Perfect Score All Season, Oregon State University; Best *Nemesia*, Penn State; Leader of the Pack, JC Raulston Arboretum



AROMANCE® Pink
Nemesia fruticans ^{11NEMAROP1} USPP32656 CanPBRAF

AROMANCE® Mulberry
Nemesia fruticans **** USPPAF CanPBRAF

INFINITY® New Guinea Impatiens

LANDSCAPE  25-36cm (10-14") Vigor: 1

Highly recommended alternatives to *I. walleriana*, New Guinea Impatiens have a similar look but with larger, more brilliantly colored blooms that appear from spring through summer without deadheading. All are incredibly versatile, thriving in monoculture and combination containers as well as in landscapes. They are ideal for 4.25 Grande™ and 1.0 Royale™ container production.

AWARD WINNERS –

INFINITY® New Guinea Impatiens

90 Awards including: Excellent Rating, Disney Trials; One of the Best, Penn State; Top Performer, University of Illinois; Top Performer, Colorado State University

Growing Tips for INFINITY®

- Preventive fungicides are recommended one week after transplant.
- Sensitive to high-soluble salts; use 100-150 ppm fertilizer.
- Light shade is optimal for best growth.
- Aggressive scouting and treatment program for thrips are recommended for INSV control. Do not use Medallion® due to severe PGR effect on NGIs.
- Be sure not to overwater while plants are still rooting to the container edge.
- Growing at too cool of a temperature can cause purpling of the foliage and the stunting of growth.
- Yellow foliage is caused by drying the plant down past wilt stage.
- In growing group CC (see page 145).

Notes: No pinching recommended. These varieties are bred to branch well without pinching, which would only delay flowering and result in a less-balanced plant habit. No growth regulators recommended or needed. Winter flowering occurs in Sunbelt states.



INFINITY® Blushing Crimson
Impatiens hawkerii *** USPPAF Can/PBRAAF



INFINITY® Light Purple
Impatiens hawkerii *** USPPAF Can/PBRAAF



INFINITY® Orange
Impatiens hawkerii *** USPPAF Can/PBRAAF



Collection Top Seller

INFINITY® Blushing Crimson
Impatiens hawkerii *** USPPAF CanPBRAF
Sobkowich only



INFINITY® Blushing Lilac
Impatiens hawkerii ^{Visinlila} USPP16147
Sobkowich only



INFINITY® Cherry Red
Impatiens hawkerii ^{Visinfrimp} USPP20965



INFINITY® Lavender
Impatiens hawkerii *** USPPAF CanPBRAF
Sobkowich only



INFINITY® Light Purple
Impatiens hawkerii *** USPPAF CanPBRAF
Sobkowich only



INFINITY® Orange
Impatiens hawkerii *** USPPAF CanPBRAF



INFINITY® Pink
Impatiens hawkerii ^{Visinpink} USPP16419



Collection Top Seller

INFINITY® Red
Impatiens hawkerii ^{Vinfsalbis} USPP23277



INFINITY® Salmon
Impatiens hawkerii ^{Vinfsalimp} USPP20271
Sobkowich only



Collection Top Seller

INFINITY® White
Impatiens hawkerii ^{Vinfinwhimp} USPP20984



INFINITY® Red
Impatiens hawkerii ^{Vinfsalbis} USPP23277



INFINITY® Lavender
Impatiens hawkerii *** USPPAF CanPBRAF

GOLDDUST® *Mecardonia*

LANDSCAPE   5-13cm (2-5") Vigor: 2

This true yellow mecardonia flowers 6 weeks earlier than others. GoldDust's blooms are significantly smaller but far more plentiful than other mecardonia. This beauty loves the heat.

Growing Tips for GOLDDUST®

- Requires high light in production.
- 150-200 ppm fertilizer for optimal growth.
- Proper water management is critical.
- In growing group CB (see page 145).

Notes: No pinch necessary. For hanging baskets and containers larger than 6", trim around container edge just prior to hanging.

AWARD WINNER – GOLDDUST® *Mecardonia*

58 Awards including: Excellent Rating, Disney Trials; Top Performer, University of Wisconsin; Gardener's Choice, University of Florida; Top Performer, The Oregon Garden; Top Performer, Cornell University



GOLDDUST® *Mecardonia* USmeca8205 USPP22871 Can4383

BRIGHT LIGHTS™ *Osteospermum*

LANDSCAPE   20-30cm (8-12") Vigor: 2

Selected for their nestled branching and fuller, uniform habit that doesn't open up, these are some of the easiest *Osteospermum* to produce. Dual cold and heat tolerance results in a long sales window from spring into fall and through the winter in sunbelt states.

BRIGHT LIGHTS® HORIZON™ Sunset *Osteospermum* *** USPPAF CanPBRAF

Presenting a new habit for Bright Lights, this mounded-spreading *Osteospermum* is ideal for hanging basket recipes, especially in the spring and fall. Mixes easily with Laguna® lobelia, Superbells® calibrachoa and Sunsatia® nemesia. Orange sherbet-colored flowers emanate a dazzling lavender purple glow from the center. New this year.

Growing Tips for BRIGHT LIGHTS™

- Treat with a preventative broad spectrum fungicidal drench 1-2 weeks after transplant.
- Good air circulation, control of humidity, and good sanitation are critical to crop success.
- Cooler temperatures and high light in production are essential for spring bud set and branching.
- Use 150-200 ppm fertilizer.
- In growing group AB (see page 145).

Notes: Removing the buds and flowers at transplant isn't necessary but can be beneficial.

AWARD WINNERS – BRIGHT LIGHTS™ *Osteospermum*

87 Awards including: Top Performer, Jardin Daniel A. Seguin; Top Performer, Penn State; Top Performer, University of Guelph; Top Performer, University Laval; Visitor's Choice, Missouri Botanic Garden



BRIGHT LIGHTS™ HORIZON™
Sunset *Osteospermum* *** USPPAF CanPBRAF



**Collection
Top Seller**

BRIGHT LIGHTS™ Red
Osteospermum *** USPPAF Can/PBRAAF

BRIGHT LIGHTS™ White
Osteospermum *KLEOE17329* Can/PBRAAF



BRIGHT LIGHTS™ Yellow
Osteospermum *INOSTYELOW* USPP29021 Can/6044



BRIGHT LIGHTS™ Pink
Osteospermum *INOSTEPINK* USPP30834



BRIGHT LIGHTS™ Purple
Osteospermum *INOSTBLPUR* USPP32642 Can/PBRAAF




**Collection
Top Seller**

BRIGHT LIGHTS™ Double Moonglow
Osteospermum *KLEOE17308*
US Utility US9759646
and US9040792

CHARMED® Wine

Oxalis triangularis

    15-41cm (6-16") Vigor: 1

Here's a plant you can grow and sell in multiple displays including St. Patrick's Day, shade collections and as an indoor plant for sunny windowsills. Violet purple, shamrock-shaped leaves form a restrained mound topped with pale pink flowers all season. Easy to mix with other low to medium vigor plants in window boxes and patio pots, and looks great in 4.25 Grande™ containers.

Growing Tips for CHARMED® Wine

- Prefers warmer production temperatures.
- Warm and slightly dry conditions after transplanting speeds root in and growth.
- Light shade is best for optimal growth.
- Shear back if petioles become too long due to low light conditions.
- Use 150-200 ppm fertilizer for optimal growth.
- In growing group BB (see page 145).

Notes: To schedule for St. Patrick's Day, plan on a 4-6 week crop, and supplemental lighting may be needed to keep plant compact for Northern growers. Pinching not needed. PGRs not needed.

AWARD WINNER – CHARMED® Wine *Oxalis*

2 Awards: Arboretum Approved, Dallas Arboretum; Best of Species, Penn State



CHARMED® Wine
Oxalis triangularis 'JROXBURWI' USPP17557 Can2949

BOLDLY® *Pelargonium*

    25-30cm (10-12") Vigor: 3

Geraniums are a consumer favorite, offering bold beauty and strong garden performance. The Boldly series includes interspecific varieties that are a cross between zonal and ivy geraniums. They exhibit more zonal than ivy traits, with a mounded trailing habit and exceptional heat tolerance.

Growing Tips for BOLDLY®

- 200-250 ppm fertilizer for optimal growth.
- Requires high light in production.
- Pinching should not be necessary. Apply Cycocel at 750 to 1,000 ppm as needed.
- Apply 350 ppm of Florel® once or twice. First application should be applied 10 to 14 days after transplant. Repeat 5 to 8 days later, if desired. Applications should be stopped 6 to 7 weeks before desired sell date.
- Geraniums are sensitive to iron and magnesium toxicity; soil pH maintained above 6.0 will limit problems.
- In growing group BC (see page 145).

Notes: Treat with preventative broad-spectrum fungicidal drench one week after transplant. Scout crops regularly for disease development. Good air circulation, control of humidity, and good sanitation practices are critical.

AWARD WINNERS – BOLDLY® *Pelargonium*

84 Awards including: Top Performer, Kansas State; Plant of Merit, University of Georgia; Leader of the Pack, North Carolina State; Top Performer, University of Minnesota



BOLDLY® Dark Red
Pelargonium 'Amiri Tired' USPP20245 Can3728



BOLDLY® Lavender Rose
Pelargonium 'PEQZ0002' USPP23404 Can/4632



BOLDLY® White
Pelargonium 'PZ344' USPPAF Can/PBRAAF



BOLDLY® Coral
Pelargonium 'PZ305' USPPAF Can/PBRAAF



BOLDLY® Hot Pink
Pelargonium 'PZ333' USPPAF Can/PBRAAF

SUNSTAR® *Pentas lanceolata*



46-56cm (18-22") Vigor: 2



Sunstar® represents a breakthrough line of genetics for Pentas that have retained their heat tolerance for Southern growers but are also now easier to produce in the North, even without supplemental lighting. Extra-large flower clusters nearly the size of hydrangea blossoms top the well-branched plants which fill 4.25 Grande™ containers fully.

Sunstar Pentas have excellent summer durability, powering through high heat and humidity, and make ideal bedding plants in the South. Since they are produced vegetatively, their flowering performance far exceeds that of seed Pentas.

Sobkowich only

AWARD WINNERS – SUNSTAR® Pentas

99 Awards including: Perfect Score All Season, University of Tennessee; Top 10 for Summer, JC Raulston Arboretum; Top Performer, University of Minnesota

Growing Tips for SUNSTAR®

- Requires high light in production.
- Feed with 100-150ppm N. Calcium and nitrate-based fertilizers help maintain a pH above 6.2. Avoid ammonia-based and acidifying fertilizers in production.
- Peak blooming occurs under long days.
- Good air circulation, control of humidity, good water management practices and proper sanitation are critical to producing healthy plants.
- In growing group CC (see page 145).

Notes: Treat with a preventative broad spectrum fungicidal drench 1-2 weeks after transplant. PGR sprays can be used to control height. Use 2500-5000ppm B-Nine®, 750-1000ppm Cycocel® or 5-10ppm Bonzi®. Scout crop at least once per week for disease development.



SUNSTAR® Lavender
Pentas lanceolata **** USPPAF CanPBRAF

SUNSTAR® Pink
Pentas lanceolata **** USPPAF CanPBRAF



Collection
Top Seller

SUNSTAR® Red
Pentas lanceolata **** USPPAF CanPBRAF

SUNSTAR® Rose
Pentas lanceolata 'PEZZ0003' USPP25942 CanPBRAF

SUPERTUNIA® *Petunia*

LANDSCAPE    10-30cm (4-12")   all Vigor: 3 except Giant Pink and Supertunia® Vistas: Vigor: 4

The Best Petunia. Period. For incredible color and season-long performance, choose Supertunia. Whether you're using them to create extraordinary hanging baskets, upright combos or in landscapes, you can expect an exceptional show of color from planting until frost. Supertunias are self-cleaning – no deadheading necessary – and grow with remarkable vigor, petal substance and disease resistance. You won't find a more outstanding petunia.

SUPERTUNIA® Persimmon *Petunia* **** USPPAF CanPBRAF

A thrilling new color for Supertunia! Tropical coral-orange blossoms with a gold throat blanket this extra-vigorous selection all season without deadheading. Trailing habit with little height; makes an ideal spiller for hanging baskets and upright container recipes or an eye-catching flowering groundcover. New this year.

SUPERTUNIA MINI VISTA® Midnight *Petunia* **** USPPAF CanPBRAF

Finally, a near-black petunia that lives up to Supertunia standards! This showstopper is loaded with intense flower power all season without deadheading, standing up well through adverse growing conditions. Its dense habit makes an exquisite Grande™ for retail. New this year.

SUPERTUNIA MINI VISTA® Scarlet *Petunia* **** USPPAF CanPBRAF

A useful color addition to the Mini Vista line; perfect for creating patriotic-themed, summer recipes when paired with Supertunia Mini Vista White and Indigo or Violet Star. Scarlet red flowers bloom all season without deadheading on attractive globe-shaped plants. New this year.

SUPERTUNIA MINI VISTA® Yellow *Petunia* **** USPPAF CanPBRAF

Our very first yellow Mini Vista petunia, selected for its awesome vigor and flower power even through the Florida heat. Clear yellow flowers cover the attractive globe-shaped habit that makes a picture perfect Grande™ or Royale™ container for retail. New this year.

Growing Tips for SUPERTUNIA®

- Requires high light in production.
- 250+ ppm fertilizer. Watch pH and EC levels.
- All "veined" petunias are more sensitive to cold. Keep above 50° F (10° C).
- Day-length neutral varieties need less PGRs. Cold temperatures also control growth.
- Yellow growth tips often indicate an iron shortage in response to too high pH.
- Black Cherry has above average vigor and flowers early. Grow as bright as possible, space plants well, provide good air movement and avoid high humidity. Grow cool with 65-68°F days and 55-60°F nights. Regular applications of PGRs will help to keep plants more compact and will hold them longer.
- In growing group AA (see page 145).

Notes: For all sizes of containers, pinch the liner 1–2 weeks after transplant; for containers larger than 6" and for hanging baskets, trim around the edge of the container as needed prior to spacing or hanging of the baskets. 10-15 ppm Sumagic® spray or 1-3 ppm Bonzi® drench are effective at controlling growth. Apply as needed.

AWARD WINNERS – SUPERTUNIA®

1920 Awards including: Top Performer, Missouri Botanical Garden; Excellent Rating, Boerner Botanical Garden, Milwaukee, Wisconsin; Outstanding Rating, Disney Trials; Top Performer, Oregon State University; Top Performer, University of Laval; Top Performer, Les Exceptionelles























SUPERTUNIA® Persimmon *Petunia* **** USPPAF CanPBRAF

 10-20cm (4-8")

SUPERTUNIA® *Petunia*

LANDSCAPE    10-30cm (4-12")   all Vigor: 3 except Giant Pink and Supertunia® Vistas: Vigor: 4

Supertunia®

				
Top 50	Top 50		Top 50	Top 5
SUPERTUNIA® BERMUDA BEACH® <i>Petunia</i> 'Kerversalm' USPP19329	SUPERTUNIA® BLACK CHERRY® <i>Petunia</i> 'USTUN3003' USPP27312 Can5279 Utility Patent 7642436B2	SUPERTUNIA® Blue Skies <i>Petunia</i> 'KL1117mut1' USPP30947 Can6285	SUPERTUNIA® Blue Veined <i>Petunia</i> 'Comblue' USPP13543 Can1605	SUPERTUNIA® BORDEAUX™ <i>Petunia</i> 'Lanbor' USPP16144 Can2532
				
	Top 50	Top 50	Top 50	Top 50
SUPERTUNIA® Giant Pink <i>Petunia</i> 'USTUN153' USPP14956 Can1934	SUPERTUNIA® HONEY™ <i>Petunia</i> 'DCAS303' USPP26888 Utility Patent 7642436B2	SUPERTUNIA® LATTE™ <i>Petunia</i> 'Kerlatte' USPP28069 Can5508	SUPERTUNIA® LIMONCELLO® <i>Petunia</i> 'Pactoyel' USPP23282	SUPERTUNIA® LOVIE DOVIE™ <i>Petunia</i> 'BBTUN91601' USPP29663 Can6056
				
	NEW			Top 50
SUPERTUNIA® Persimmon <i>Petunia</i> '***' USPPAF CanPBRAF	SUPERTUNIA® PICASSO IN PURPLE® <i>Petunia</i> 'DCASPITAYA' USPP27999 CanPBRAF	SUPERTUNIA® Priscilla <i>Petunia</i> 'Kerprilpro' USPPAF CanPBRAF	SUPERTUNIA® RASPBERRY RUSH™ <i>Petunia</i> 'BBTUN91601M2' USPP32641 CanPBRAF	SUPERTUNIA® Really Red <i>Petunia</i> 'Sunremi' USPP16803 Can2838
				
	Top 50	Top 5		
SUPERTUNIA® Rose Veined <i>Petunia</i> 'USTUN53402' USPP27390 Can5280	SUPERTUNIA® ROYAL MAGENTA® <i>Petunia</i> 'INPETROYMA' USPP29811 Can6045	SUPERTUNIA® ROYAL VELVET® <i>Petunia</i> 'BBTUN10102' USPP32688 CanPBRAF	SUPERTUNIA® Sharon <i>Petunia</i> 'BBTUN22503' USPP32913 CanPBRAF	SUPERTUNIA® Silver <i>Petunia</i> 'Petwiblv' USPP17247 Can2594

Supertunia Vista®



SUPERTUNIA VISTA® BUBBLEGUM®
Petunia ^{USTIN6001} USPP17730 Can2871

SUPERTUNIA VISTA® Fuchsia
Petunia ^{BHTUN65301} USPP28457 Can5785

SUPERTUNIA VISTA® JAZZBERRY®
Petunia ^{WNPEVJAZ} USPP34152 CanPBRAF



SUPERTUNIA VISTA® Paradise
Petunia ^{BBTUN98901} USPP30965 Can6294

SUPERTUNIA VISTA® Silverberry
Petunia ^{USTUN60-01} USPP20903 Can3866

SUPERTUNIA VISTA® SNOWDRIFT™
Petunia ^{BBTUN04401} USPP32687 CanPBRAF

Supertunia Mini Vista®



SUPERTUNIA MINI VISTA® Hot Pink
Petunia ^{USTUN2401M} USPP29664 Can6057

SUPERTUNIA MINI VISTA® Indigo
Petunia ^{BBTUN93201} USPP33278 CanPBRAF

SUPERTUNIA MINI VISTA® Midnight
Petunia ^{***} USPPAF CanPBRAF



SUPERTUNIA MINI VISTA® Pink Star
Petunia ^{USTUNJ2401} USPP28028 Can5517

SUPERTUNIA MINI VISTA® Sangria
Petunia ^{USTUN34803} USPP22884 Can4352

SUPERTUNIA MINI VISTA® Scarlet
Petunia ^{***} USPPAF CanPBRAF



SUPERTUNIA MINI VISTA® Violet Star
Petunia ^{USTUNJ1901} USPP28051 Can5516

SUPERTUNIA MINI VISTA® White
Petunia ^{USTUN87002} USPP30833 Can6295

SUPERTUNIA MINI VISTA® Yellow
Petunia ^{***} USPPAF CanPBRAF

Supertunia® Charm



SUPERTUNIA® Daybreak Charm
Petunia ^{USTUN69002} USPP27727 Can5514

NEW

SUPERTUNIA MINI VISTA® *Petunia*

LANDSCAPE     15-30cm (6-12")   Vigor: 3

For reliable, durable color in landscapes and containers, choose Supertunia Mini Vista. More compact and smaller flowered than standard Supertunia Vista petunias, they grow vigorously and bloom early, forming a dense blanket of color in landscapes. Their tightly branched, ball-shaped habit is picture perfect in 4.25 Grande containers.



NEW

SUPERTUNIA MINI VISTA®
Midnight *Petunia* *** USPPAF CanPBRAF



NEW

SUPERTUNIA MINI VISTA®
Yellow *Petunia* *** USPPAF CanPBRAF



NEW

SUPERTUNIA MINI VISTA®
Scarlet *Petunia* *** USPPAF CanPBRAF



SUPERTUNIA MINI VISTA® Indigo
Petunia ^{BBTUN93201} USPP33278 CanPBRAF



SUPERTUNIA MINI VISTA® Pink Star
Petunia ^{USTUNJ2401} USPP28028 Can5517



Top 50

SUPERTUNIA MINI VISTA® White
Petunia ^{USTUN87002} USPPAF Can6295

SUPERTUNIA VISTA® *Petunia*

LANDSCAPE    30-61cm (12-24")   Vigor: 4

The best petunia for landscapes. Hands down.

Supertunia Vista varieties deliver an outstanding performance over the entire season, lasting an extra month in southern states and well into fall in moderate climates. They are bred to flower earlier, grow taller and wider, and grow more vigorously than other Supertunia. Vista Bubblegum has become a legend in its own time, and the other Vistas are well-matched too.



Top 5

SUPERTUNIA VISTA® BUBBLEGUM®
Petunia ^{USTINI6001} USPP17730 Can2871



Top 50

SUPERTUNIA VISTA® Fuchsia
Petunia ^{BHTUN65301} USPP28457 Can5785



Top 50

SUPERTUNIA VISTA® SNOWDRIFT™
Petunia ^{BBTUN04401} USPP32687 CanPBRAF



Top 50

SUPERTUNIA VISTA® JAZZBERRY®
Petunia ^{WNFESVJAZ} USPP34152 CanPBRAF



Top 50

SUPERTUNIA VISTA® Paradise
Petunia ^{BBTUN98901} USPPAF Can6294



Top 50

SUPERTUNIA VISTA® Silverberry
Petunia ^{USTUN160-01} USPP20903 Can3886

SUPERTUNIA[®] *Petunia*



Above: SUPERTUNIA[®] MINI VISTA[™] Indigo *Petunia*, SUPERTUNIA[®] MINI VISTA[™] Violet Star *Petunia*, SUPERTUNIA MINI VISTA[™] White *Petunia* with GRACEFUL GRASSES[®] 'Sky Rocket' *Pennisetum*

	Habit	Recommended Use	Sun-Shade Tolerance
Supertunia Vista[®]	Mounded Trailing Height: 30-61cm (12-24") Trailing: 91cm (36")	4.50 Classic [™] , 4.25 Grande [™] , and 1.0 GL Royale [™] , Hanging baskets, upright containers, best Supertunia [®] for landscape	Full sun to part sun Early to flower
Supertunia[®]	Mounded Trailing Height: 10-30cm (4-12") Trailing: 76-91cm (30-36")	4.50 Classic [™] , 4.25 Grande [™] , and 1.0 GL Royale [™] , Hanging baskets, upright containers, landscape	Full sun to part sun Facultative long day
Supertunia[®] Giant Pink	Mounded Trailing Height: 15-30cm (6-12") Trailing: 91cm (36")	4.50 Classic [™] , 4.25 Grande [™] , and 1.0 GL Royale [™] from Supernova, hanging baskets, upright containers with other vigorous varieties, landscape	Best under long days as late crop, Full sun
Supertunia[®] Charm	Mounded Trailing Height: 15-30cm (6-12") Trailing: 61cm (24")	4.50 Classic [™] , 4.25 Grande [™] , and 1.0 GL Royale [™] Hanging baskets, upright containers and mixed containers with other vigorous varieties	Best under long days Full sun
Supertunia Mini Vista[®]	Mounded Trailing Height: 15-30cm (6-12") Trailing: 61cm (24")	4.50 Classic [™] , 4.25 Grande [™] , and 1.0 GL Royale [™] Hanging baskets, upright containers and mixed containers with other vigorous varieties, landscape	Full sun to part sun Facultative long day

Supertunia Photoperiod Response

An independent trial conducted in a controlled environment revealed the following timing for Supertunia *Petunia*. It is applicable for growers worldwide.

Flowers best over 12 hours (Facultative Long-day Response)

Supertunia Vista® Fuchsia
 Supertunia Vista® Bubblegum®
 Supertunia Vista® Snowdrift™
 Supertunia® Blue Skies
 Supertunia® Bermuda Beach®
 Supertunia® Daybreak Charm
 Supertunia® Really Red
 Supertunia® Royal Magenta®
 Supertunia® Sharon
 Supertunia Vista® Silverberry
 Supertunia Mini Vista® Sangria
 Supertunia® Limoncello®
 Supertunia® Lovie Dovie™
 Supertunia® Royal Velvet®
 Supertunia Vista® Jazzberry®
 Supertunia® Priscilla
 Supertunia Mini Vista® Pink Star
 Supertunia Mini Vista® White
 Supertunia Mini Vista® Yellow
 Supertunia Mini Vista® Midnight
 Supertunia Mini Vista® Scarlet
 Supertunia Vista® Paradise
 Supertunia® Blue Veined
 Supertunia® Persimmon
 Supertunia® Rose Veined
 Supertunia® Silver
 Supertunia® Giant Pink
 Supertunia® Honey™
 Supertunia Mini Vista® Indigo
 Supertunia® Latte™
 Supertunia® Picasso in Purple®
 Supertunia® Raspberry Rush™
 Supertunia® Black Cherry®
 Supertunia Mini Vista® Hot Pink
 Supertunia Mini Vista® Violet Star
 Supertunia® Bordeaux™

Top-selling Supertunia

Supertunia continue to be our most popular line of plants – here's how they rank in terms of liners sold in Canada.

Supertunia Vista® Bubblegum®
 Supertunia® Bordeaux™
 Supertunia® Royal Velvet®
 Supertunia® Royal Magenta®
 Supertunia Vista® Fuchsia
 Supertunia Vista® Snowdrift™
 Supertunia Vista® Silverberry
 Supertunia Vista® Jazzberry®
 Supertunia® Really Red
 Supertunia® Black Cherry®
 Supertunia® Lovie Dovie™
 Supertunia Mini Vista® White
 Supertunia® Honey™
 Supertunia Vista® Paradise
 Supertunia® Latte™
 Supertunia® Blue Veined
 Supertunia® Bermuda Beach®
 Supertunia® Limoncello®
 Supertunia Mini Vista® Indigo
 Supertunia® Raspberry Rush™
 Supertunia Mini Vista® Pink Star
 Supertunia Mini Vista® Hot Pink
 Supertunia Mini Vista® Violet Star
 Supertunia® Blue Skies
 Supertunia® Picasso in Purple®
 Supertunia® Rose Veined
 Supertunia® Priscilla
 Supertunia® Daybreak Charm
 Supertunia® Giant Pink
 Supertunia Mini Vista® Sangria
 Supertunia® Silver
 Supertunia® Strawberry Pink Veined
 Supertunia® Sharon

MOJAVE® *Portulaca umbraticola*

LANDSCAPE  10-20cm (4-8")  Vigor: 2

Capitalize on the succulent trend by offering these colorful flowering cultivars that bloom all summer without deadheading. Large, vivid blossoms that attract pollinators are held above the foliage on trailing stems. Use them in hanging baskets, upright containers and landscapes where they make a drought tolerant groundcover.

MOJAVE® Yellow Improved *Portulaca umbraticola* **** USPPAF CanPBRAF

This upgraded cultivar offers greater color coverage in containers and landscapes due to its larger, showier, golden yellow flowers that open earlier in the morning and remain open until late in the day. It is good match for the rest of the Mojave series. Improved this year.

Growing Tips for MOJAVE®

- Grow on the dry side to help naturally control growth.
- 100-150 ppm fertilizer for optimum growth.
- Red leaf margins can indicate over-fertilization or extremely high light levels.
- When holding at cool temperatures, be sure to maintain temperatures no lower than 50°F to avoid leaf drop. Some red coloration on leaf margins may appear with cool temperatures.


Under cool holding conditions, soil should be dry rather than moderate.

- In growing group BC (see page 145).

Notes: Pinch at 1-2 weeks after transplant if needed. Treat with a preventative broad spectrum fungicidal drench at 1-2 weeks after transplant. Scout crops regularly (at least once a week) for disease development. Good air circulation, control of humidity, and good sanitation practices are critical.

AWARD WINNERS – MOJAVE® *Portulaca*

156 Awards including: Top Performer, Dallas Arboretum; Top Performer, Penn State; People's Pick, Texas A&M; Top Performer, Michigan State University; Top Performer, Missouri Botanic Garden



MOJAVE® Yellow Improved
Portulaca umbraticola **** USPPAF CanPBRAF

MOJAVE® Red
Portulaca umbraticola PQR 160001 USPP32693 CanPBRAF

MOJAVE® Tangerine
Portulaca umbraticola DPAZ15 USPP23243

MOJAVE® Pink
Portulaca umbraticola

MOJAVE® Fuchsia
Portulaca umbraticola DPORMOJAFU USPP32614 CanPBRAF

INTENSIA® Phlox



25-41cm (10-16")



Vigor: 2

Heat, drought, and humidity tolerance, sweet fragrance, and rich colors have earned this series a stack of awards – and a special place in the hearts of gardeners everywhere. Intensia grow from early spring through autumn and are wonderful mid-height plants for your premium hanging baskets and containers.

Have You Had Trouble Growing Intensia?

Intensia prefers being dry, and normal greenhouse procedure is to never let the plant dry out. So a good rule of thumb with this plant is that when you think it's ready to be watered, wait a day.

AWARD WINNERS – INTENSIA® Phlox

78 Awards including: Top Pick, Dallas Arboretum; Superior Rating, Disney; Best of the Best, University of Georgia; Exceptional Performer, University of Florida; Best of Species, Penn State

Growing Tips for INTENSIA®

- Requires heat and high light for optimal growth.
- Order for mid-spring production.
- Proper air movement, water management, and good soil porosity are critical.
- Water lightly at planting. Grow warm until roots are established and then grow cool.
- 200-300 ppm fertilizer. When actively growing, increased fertilizer applications may be necessary.
- Can be finished for prime spring season in mixed containers. Mono baskets and small containers can be produced from mid-spring on, if grown properly.
- A preventative fungicidal drench should be done one week after transplant.
- In growing group AB (see page 145).

Notes: For all sizes of containers, pinch the liner 1-2 weeks after transplant; for containers larger than 6" and for hanging baskets, trim around the edge of the container as needed prior to spacing or hanging of the baskets. 5-10 ppm Sumagic® is effective. Cool temperatures are also an effective growth regulator.



INTENSIA® Red Hot
Phlox drummondii 'DPHLOX911' USPP28127 Can5500



INTENSIA® White
Phlox drummondii 'DPHLOX866' USPP28185 Can5499



INTENSIA® Blueberry
Phlox 'USPLX80306' USPP21646 Can4144

SUNBINI®

Sanvitalia procumbens

LANDSCAPE   15-30cm (6-12") Vigor: 2

This heat and drought tolerant annual has a similar application as Blue My Mind® Evolvulus in monoculture containers and low maintenance landscape plantings. It blooms freely without the need for deadheading or shaping the whole the season. This improved cultivar features 30% larger, golden yellow blossoms which are produced prolifically and are attractive to pollinating bees.

Growing Tips for SUNBINI®

- High light is essential.
- 100-150 ppm fertilizer for optimal growth.
- Production time decreases when light and temperatures are optimal.
- Grow lean, warm, and dry for best results.
- Do not use any fungicides containing Azole, such as Banrot® and Truban®, as they will stunt the plants.
- In growing group BB (see page 145).

Notes: For all sizes of containers, pinch the liner 1-2 weeks after transplant; for containers larger than 6" and for hanging baskets, trim around the edge of the container as needed prior to spacing or hanging of the baskets. No PGRs needed. Plants are sensitive to Sumagic® but 2500 ppm B-9 is effective if needed.

AWARD WINNER – SUNBINI® *Sanvitalia*

15 Awards including: Top Performer, Michigan State; Top Performer, Penn State; Best Varieties, Colorado State University



SUNBINI® *Sanvitalia procumbens* 'DSANTALG' USPP32696 CanPBR/AF

LEMON CORAL®

Sedum mexicanum

LANDSCAPE   8-25cm (3-10") Zones 7-11 Vigor: 2

A tough as nails filler for hanging baskets, troughs, combination containers and landscapes, this beautifully textured succulent is very vigorous and drought tolerant. Its lime green to chartreuse foliage pairs well with other vigorous sun loving varieties.

Growing Tips for LEMON CORAL®

- High light levels are required in production.
- Grow in dry to lightly moist soil. Plants are heat and drought tolerant once established.
- 100-150 ppm fertilizer for optimum growth.
- Good air circulation, water management practices, control of humidity, and good sanitation practices are critical.
- In growing group BB (see page 145).

Notes: No pinching needed. Naturally forms a very dense mat of lime green foliage. Treat with a preventative broad spectrum fungicidal drench at 1-2 weeks after transplant. Scout crops regularly (at least once a week) for disease development.

AWARD WINNER – LEMON CORAL® *Sedum*

46 Awards including: Top Performer, Colorado State University; Best Drought Tolerant, Tennessee State University; Top Performer, Texas A&M



LEMON CORAL® *Sedum mexicanum*

UNPLUGGED® *Salvia*



More compact than our Rockin'® salvias, these unique varieties are scaled to pair with other medium vigor varieties in container recipes and also deliver a stellar landscape performance. The flowers appear prolifically on well-proportioned plants, tolerating summer heat and humidity with ease.

AWARD WINNERS – UNPLUGGED® *Salvia*

89 Awards including: Perfect Score All Season, Iowa State; Perfect Score All Season, Disney; Top Performer-Pollinators, Ohio State University; Top Performer, University of Laval; Top Performer, Les Exceptionnelles

Growing Tips for UNPLUGGED®

- Requires high light in production.
- Feed with 150-200ppm N. Using fertilizer high in ammonia can cause excessive vegetative growth and fewer flowers.
- Good water management practices are critical to healthy growth. Avoid overhead watering late in the day.
- Avoid saturated containers; grow slightly on the dry side.
- In growing group AB (see page 145).

Notes: A routine preventative fungicidal spray program is encouraged. This variety's compact early habit makes it perfect for smaller container production. Growth can be controlled using lower temperatures.

For Unplugged Pink only: Apply growth regulators as needed for height control; B-Nine® at 1,500 to 2,500 ppm should be effective.



UNPLUGGED® SO BLUE™
Salvia farinacea G14251 USPP32695 CanPBRAF

36-61cm (14-24")

UNPLUGGED® Pink
Salvia WNSVUPPK USPP34160 CanPBRAF

36-76cm (14-30")

ROCKIN'® Salvia



Vigor: 4

Gardeners are looking for plants to draw in pollinators and salvias work like a charm. Hummingbirds are highly attracted to the extra-large flowers of Rockin' Deep Purple, Fuchsia and Blue Suede Shoes, while butterflies and bees enjoy Rockin' Playin' the Blues. Each member of this series is unique, but all share a refined habit and strong heat tolerance. They are spectacular in the landscape and make impressive thrillers in large containers.

ROCKIN'® Deep Purple Improved

Salvia **** USPPAF CanPBRAF

We've improved this popular salvia by giving it a more compact and floriferous habit; now right-sized for container recipes and a great match for our top-selling Rockin' Fuchsia. Hummingbirds adore its large, deeper purple flowers with black calyxes which are presented beautifully above the rich dark green foliage. Improved this year.

Growing Tips for ROCKIN'®

- Requires high light in production.
- Good air circulation and well-drained soil are important. Avoid saturated containers and grow slightly on the dry side.
- 150-200 ppm N. Be careful to not overfertilize. Using fertilizer high in ammonia can cause excessive vegetative growth and lack of flowers.
- Grow in 4.25 Grande™ for early season sales and in 1.0 Royale™ containers for bigger impact.
- Long days are beneficial for flowering.
- In growing group AB. (see page 145).

Notes: A routine preventative broad spectrum fungicidal spray program is encouraged. Growth can be controlled using B-Nine® at 2500 to 3750 ppm or lower temperatures.

Notes for ROCKIN'® Blue Suede Shoes, Deep Purple and Fuchsia: Compact early habit is great for container production. Pinch at 1-2 weeks after transplant as needed.

AWARD WINNERS – ROCKIN'® Salvia

240 Awards including: Excellent Rating, University Laval; Top Performer, University of Guelph; Perfect Score All Season, University of Minnesota; People's Choice, University of Georgia



ROCKIN'® Deep Purple Improved
Salvia *** USPPAF CanPBRAF

61-91cm (24-36")



Collection
Top Seller

ROCKIN® Fuchsia
Salvia ^{BBSAL00301} ^{USPP30923} Can6296
61-91cm (24-36")



ROCKIN® PLAYIN' THE BLUES®
Salvia longispicata
x farinacea ^{Balsalmispim} US29604
61-122cm (24-48")



ROCKIN® BLUE SUEDE SHOES™
Salvia ^{BBSAL01301} ^{USPP32694} CanPBRAF
76-102cm (30-40")

WHIRLWIND® *Scaevola aemula*



20-36cm (8-14") Vigor: 3

For low maintenance color and season-long performance in the toughest conditions, choose Whirlwind. Their fan-shaped flowers may appear delicate, but these plants have their roots in rugged Western Australia bush country, so they thrive in heat, humidity and drought conditions. All four cultivars are well-branched and fill out containers fully. Their landscape performance is simply stellar.

Growing Tips for *Scaevola*

- Requires high light in production.
- 150-200 ppm fertilizer.
- Prefers warmer production temperatures.
- Australian plants prefer to have little or no phosphorous added.
- Sensitive to cold temperatures but makes a great spring and summer sales item.
- In growing group BA (see page 145).

Notes: For all sizes of containers, pinch the liner 1-2 weeks after transplant; for containers larger than 6" and for hanging baskets, trim around the edge of the container as needed prior to spacing or hanging of the baskets. Sumagic® at 2-5 ppm has been effective at controlling growth.

AWARD WINNERS

WHIRLWIND® *Scaevola*

121 Awards including: Excellent Rating, Disney Trials; Best of the Best, University of Georgia; Top Performer, Michigan State



WHIRLWIND® STARLIGHT™
Scaevola aemula ^{DSCAWINDST} USPP32689 CanPBRAF



WHIRLWIND® White
Scaevola aemula ^{Borny Whit} USPP20790 Can3851



WHIRLWIND® Pink
Scaevola aemula ^{DSCAVPIBLS} USPPAF Can6311



WHIRLWIND® Blue
Scaevola hybrid ^{****} USPPAF CanPBRAF

A-PEEL® *Thunbergia alata*



152-244cm (5-8') Vigor: 4

Easier to handle than most rambunctious *Thunbergias*, these more restrained selections have an increased shelf life and sales window for growers and retailers. They are easy to recommend to customers looking to create a quick screen on patio trellises and chain link fences, and are excellent climbing components for combinations paired with other vigorous varieties. Requires a trellis in Royale™ containers.

Growing Tips for A-PEEL®

- Prefers warmer production temperatures; avoid chilling.
- These plants are vigorous; monitor containers regularly to keep twining stems at bay.
- Do not use irrigation frequency to control plant size. Drying to the point of wilt will cause leaf burn and drop. Can be run a little dry but not to the point of wilt.
- Scout for spider mites and whiteflies, especially when held for long periods before sale.

- It is suggested that a 12-18" high trellis that attaches to the edge of the Royale (1 GL) container be used to provide climbing support and added value.
- 200-250 ppm fertilizer for optimal growth
- In growing group CB. (see page 145).

Notes: Treat with a preventative broad spectrum fungicidal drench 1-2 weeks after transplant. Pinch 7-10 days after transplant. An additional 1-2 pinches may be needed for larger pot sizes. B-Nine may be used at 1500-2500ppm two weeks after transplant. Bonzi is also effective. Check manufacturer label for approved rates and usage recommendations.

AWARD WINNERS – A-PEEL® *Thunbergia*

112 Awards including: Top Performer, University of Minnesota; Top Performer, University of Guelph; Best of Breed, NC State; Perfect Score All Season, Michigan State University; Top Performer, Les Exceptionelles



Trellis available for co-ex and injection containers produced by HC/Dillen.



Lemon A-PEEL®
Thunbergia alata 'Lemon Star' USPP14371

Orange A-PEEL®
Thunbergia alata 'Orange Wonder' USPP14767

Tangerine Slice A-PEEL®
Thunbergia alata 'DL1501' USPP30215 Can6078

Coconut A-PEEL®
Thunbergia alata 'Volth9327' USPPAF CanPBRAF

CATALINA® *Torenia*



20-41cm (8-16")



Vigor: 2

Catalina Torenia will make a colorful addition to your shade collection, as they thrive and bloom in any amount of sunlight. They make great fillers in combination containers and work well in landscapes too. An extra helping of heat tolerance and oversized blossoms add to their appeal.

AWARD WINNERS – CATALINA® *Torenia*

79 Awards including: Top Pick, Dallas Arboretum; Best Old Variety, University of Tennessee; Top Performer, University of Wisconsin; Top Performer In-Ground and Containers, Kansas State University

Growing Tips for CATALINA®

- Prefers warmer production temperatures; cold, wet conditions can slow growth.
- Light shade is best for optimal growth.
- 200 ppm fertilizer.
- Application of Florel® delays flowering 8-10 weeks.
- Catalinas are best for 4" production.
- In growing group CB (see page 145).

Notes: For all sizes of containers, pinch the liner 1-2 weeks after transplant; for containers larger than 6" and for hanging baskets, trim around the edge of the container as needed prior to spacing or hanging of the baskets. Should not need PGRs, as they are naturally compact.



CATALINA® White Linen
Torenia ^{Dancat5153} USPP19997



CATALINA® Midnight Blue
Torenia ^{Dancat911} USPP17878 Can2815



Collection
Top Seller

CATALINA® GILDED GRAPE™
Torenia ^{Dancat266} USPP20242 Can3904



CATALINA® Pink
Torenia ^{Dancatpink} USPP17025 Can2525



CATALINA® GRAPE-O-LICIOUS™
Torenia
8-12"

SUMMER WAVE® *Torenia*



20-25cm (8-10")



Vigor: 3

Synonyms for Summer Wave varieties include *fast*, *easy*, and *versatile*. Great as groundcovers, fantastic in window boxes and hanging baskets, and the ideal choice as spillers in containers, their deep, dark flower colors look amazing against a background of silver or lime green foliage plants.


Growing Tips for SUMMER WAVE®

- Prefers warmer production temperatures; cold, wet conditions can slow growth.
- Light shade is best for optimal growth.
- 200 ppm fertilizer.
- Application of Florel® delays flowering 8-10 weeks.
- Best in gallons and baskets.
- In growing group CB (see page 145).

Notes: For all sizes of containers, pinch the liner 1-2 weeks after transplant; for containers larger than 6" and for hanging baskets, trim around the edge of the container as needed prior to spacing or hanging of the baskets. 10-15 Sumagic® spray is effective on Summer Wave.

AWARD WINNERS – SUMMER WAVE® *Torenia*

23 Awards including: Exceptional Performer, University of Florida; Best of Species, Penn State; Top Performer, Missouri Botanic Garden



Collection
Top Seller

SUMMER WAVE® Large Amethyst
Torenia 'Sunrenitrepas' USPP14302 Can2362

SUMMER WAVE® Large Blue
Torenia 'Sunrenilabu' USPP10843 Can1066

SUMMER WAVE® Large Violet
Torenia 'Sunrenilamu' USPP15684 Can2471

SUPERBENA® *Verbena*



15-30cm (6-12")



Vigor: 3

Screened and selected for their robust vigor, large flower clusters and exceptional resistance to powdery mildew, you won't find better verbenas than Superbena. They present beautifully in 4.25 Grande™ containers, are essential components of dynamic container recipes, and make a colorful groundcover.

AWARD WINNERS – SUPERBENA® *Verbena*

469 Awards including: Superior Rating, Penn State; Exceptional Performer, University of Florida; Superior Rating, Disney Trials; Top Performer, Colorado State University; Top Performer, Les Exceptionnelles

Growing Tips for SUPERBENA®

- Upon planting, water in the liners without saturating the soil. Allow the soil to stay relatively dry for the first 7-10 days to establish a strong root system..
- High light in production is essential.
- 150-200 ppm fertilizer.
- Preventive fungicides recommended one week after transplant.
- Low pH and severe dry down can cause iron toxicity if supplemental iron has been applied.
- The easiest Superbena to grow in smaller containers are the more compact Superbena Royale varieties.
- In growing group BB (see page 145).

Notes: For all sizes of containers, pinch the liner 1-2 weeks after transplant; for containers larger than 6" and for hanging baskets, trim around the edge of the container as needed prior to spacing or hanging of the baskets. Lower temperatures or PGRs can be used to control growth. Either a light spray of Sumagic® at 5 ppm or a 2-5 ppm drench of Bonzi® is effective.



Top 50

SUPERBENA® Red
Verbena TRIKAV44101 USPP30962 CanPBRAF



SUPERBENA® IMPERIAL BLUE™
Verbena WNVESBIB USPP34099 CanPBRAF



SUPERBENA SPARKLING® Amethyst
Verbena DVERBINPR USPPAF CanPBRAF



SUPERBENA ROYALE®
Cherryburst *Verbena*

Superbena®



SUPERBENA® Coral Red
Verbena ^{AKIV98-01} USPP21639 Can4146



SUPERBENA® IMPERIAL BLUE™
Verbena ^{WNVESBIB} USPP34099 CanPBRAF



SUPERBENA® Large Lilac Blue
Verbena ^{USBENAL11} USPP14854 Can1827



SUPERBENA® Peachy Keen
Verbena ^{RIKAV38504} USPP29063 Can5786



SUPERBENA® Pink Shades
Verbena ^{USBENAL20} USPP14876 Can1829



SUPERBENA® Raspberry
Verbena ^{RIKAV45801} USPP30899 Can6299



SUPERBENA® Red
Verbena ^{RIKAV44101} USPP30962 Can6297

Top 50



SUPERBENA® Scarlet Star
Verbena ^{RIKAV44501} USPP30898 Can6298



SUPERBENA® Stormburst
Verbena ^{RIKA18302M} USPP29640



SUPERBENA® Violet Ice
Verbena ^{RIKAV18302} USPP25396 Can4786



SUPERBENA® WHITEOUT™
Verbena ^{RIKA1832M3} USPP30897 Can6301

Top 50

Superbena Royale®



SUPERBENA ROYALE® Cherryburst
Verbena ^{AKIV28902M1} USPP27388



SUPERBENA ROYALE® Iced Cherry
Verbena ^{WNVBROICH} USPP23218 Can4587



SUPERBENA ROYALE® Plum Wine
Verbena ^{RIKAV14704} USPP25395 Can4785



SUPERBENA ROYALE® Romance
Verbena ^{RIKAV38602} USPP29013 Can5787

Superbena Sparkling®



SUPERBENA SPARKLING® Amethyst
Verbena ^{DVERBINPR} USPPAF CanPBRAF



SUPERBENA SPARKLING® Rosé
Verbena ^{RIKAV52102} USPP2683 CanPBRAF

Top-Selling Superbena

Here's how they rank in terms of liners sold in Canada.

Superbena® Whiteout™
 Superbena® Red
 Superbena® Peachy Keen
 Superbena Sparkling® Amethyst
 Superbena Imperial Blue™
 Superbena Royale® Plum Wine
 Superbena Sparkling® Rosé
 Superbena® Stormburst
 Superbena Royale® Iced Cherry
 Superbena® Coral Red
 Superbena Royale® Cherryburst
 Superbena® Violet Ice
 Superbena Royale® Romance
 Superbena® Raspberry
 Superbena® Pink Shades
 Superbena® Large Lilac Blue
 Superbena® Scarlet Star

Verbena Photoperiod Response

An independent trial conducted in a controlled environment revealed the following timing for Verbena. It is applicable for growers worldwide.

Less than 12 hours (Day Neutral Response)
Superbena Royale® Plum Wine Superbena® Imperial Blue™ Superbena Sparkling® Amethyst
Flowers best over 12 hours (Facultative Long-day Response)
Superbena® Peachy Keen Cake Pops® Purple Superbena Royale® Romance Superbena® Red Superbena® Scarlet Star Superbena Sparkling® Rosé Superbena® Pink Shades Cake Pops® Pink
Needs more than 13 hours (Obligate Long-day Response)
Superbena® Whiteout™ Superbena® Raspberry Superbena® Large Lilac Blue Superbena Royale® Iced Cherry Superbena® Coral Red Superbena® Violet Ice Superbena® Stormburst Superbena Royale® Cherryburst

METEOR SHOWER®

Verbena bonariensis

LANDSCAPE  51-76cm (20-30")    Vigor: 3

An updated look for the species, Meteor Shower® has a more compact, dense and vigorous growth habit which equates to more manageable and attractive plants as a flowering thriller in finished containers and massed in the landscape. And since the plants set little seed, it won't spread around the garden like most Verbenas of this type.

Growing Tips for METEOR SHOWER®

- High light levels are required in production.
- 150-200 ppm fertilizer for optimum growth.
- Good air circulation, water management practices, control of humidity, and good sanitation practices are critical.
- This plant sets little viable seed.
- In growing group BB (see page 145).

Notes: Pinch at 1-2 weeks after transplant if needed. To hold a crop for later delivery, an additional pinch or trim can be applied. Treat with a preventative broad spectrum fungicidal drench at 1-2 weeks after transplant. Scout crops regularly (at least once a week) for disease development.

AWARD WINNER –

METEOR SHOWER® Verbena

48 Awards including: Top Performer, Colorado State University; Top Performer, University of Minnesota-Morris; People's Pick, Texas A&M; Top Performer, Les Exceptionelles; Top Performer, University of Laval



METEOR SHOWER®
Verbena bonariensis INVEBPUTOW USPP27722 CanE507

CAKE POPS® *Verbena rigida*



25-46cm (10-18")



Vigor: 2

This unique line of verbena fills a need for drought tolerant, deer resistant, low maintenance plants used in municipal plantings and public gardens nationwide. This species is ideal for hot, humid climates since it won't cycle out of bloom in extreme heat. Semi-upright, spreading plants bear clusters of pastel-colored blossoms at the tips of each stem and attract pollinators all summer long.

CAKE POPS® Pink *Verbena rigida* 'WNVECPPK' USPPAF CanPBRAF

Produces light pink flower clusters and blooms best under longer days.

CAKE POPS® Purple *Verbena rigida* 'WNVECPPUR' USPPAF CanPBRAF

Produces lavender purple flower clusters and is daylength neutral.

Growing Tips for CAKE POPS®

- High light levels are required in production.
- Good air circulation and water drainage are important; use well-drained growing media.
- Upon planting, water in the liners without saturating the soil. Allow the soil to stay relatively dry for the first 7-10 days to establish a strong root system.
- Feed with 150-200ppm N
- In growing group BB (see page 145).

Notes: Treat with a preventative broad spectrum fungicidal drench 1-2 weeks after transplant. Production trials using Configure® to finish have been very effective. Apply at 2400ppm two weeks after transplant. One week following that application, pinch plants to reduce internodal stretch. Two weeks after pinching, make a second application of Configure® at 2400ppm. Apply PGRs as needed to control height. Either a light spray of Sumagic® at 5ppm or a 1-2ppm drench of Bonzi® can be applied to control growth. Scout crop regularly for disease development.

AWARD WINNERS – CAKE POPS® *Verbena*

14 Awards including: Perfect Score, Iowa State; Top Performer, Penn State; Best of Breed, NC State; Top Performer, Young's Plant Farm



CAKE POPS® Pink
Verbena 'WNVECPPK' USPPAF CanPBRAF



CAKE POPS® Purple
Verbena 'WNVECPPUR' USPPAF CanPBRAF

Recommended replacements for dropped annual varieties for 2023

DROPPED VARIETY	RECOMMENDED REPLACEMENT
VANILLA BUTTERFLY® <i>Argyranthemum</i>	GOLDEN BUTTERFLY® <i>Argyranthemum</i>
SUPERBELLS® Double Orchid <i>Calibrachoa</i>	SUPERBELLS® Pink <i>Calibrachoa</i>
SUPERBELLS® Yellow <i>Calibrachoa</i>	SUPERBELLS® Yellow Improved <i>Calibrachoa</i>
TOUCAN® Dark Orange <i>Canna</i>	TOUCAN® Scarlet <i>Canna</i>
Sweet Caroline KIWI™ <i>Ipomoea</i>	Sweet Caroline MEDUSA™ Green <i>Ipomoea</i>
PATTI'S PINK™ <i>Isotoma</i>	BETH'S BLUE® <i>Isotoma</i>
LUSCIOUS® BANANARAMA™ <i>Lantana</i>	LUSCIOUS® Royale LEMON TART™ <i>Lantana</i>
LAGUNA® Compact Blue with Eye <i>Lobelia</i>	LAGUNA® Compact Blue with Eye Improved <i>Lobelia</i>
SUPERTUNIA® Trailing Strawberry Pink Veined <i>Petunia</i>	SUPERTUNIA® Rose Veined <i>Petunia</i>
SUPERTUNIA® White <i>Petunia</i>	SUPERTUNIA MINI VISTA® White <i>Petunia</i>
COLORBLAZE® Royale ALLIGATOR TEARS® <i>Plectranthus</i>	COLORBLAZE® Royale PINEAPPLE BRANDY™ <i>Plectranthus</i>
MOJAVE® Yellow <i>Portulaca</i>	MOJAVE® Yellow Improved <i>Portulaca</i>
ROCKIN'® Deep Purple <i>Salvia</i>	ROCKIN'® Deep Purple Improved <i>Salvia</i>
SUPERBENA ROYALE® Chambray <i>Verbena</i>	SUPERBENA® Violet Ice <i>Verbena</i>