

Let's Start Fresh

At the beginning of each new season, we are offered the chance to begin again, set new goals and lay the groundwork for our best garden yet. It is an open invitation to step out and be brave, try something new or put the shine back into something that has been begging for our attention. No matter what you decide to grow this season, we'll be here every day to inspire you with inventive ideas and fun projects. Let's get started!



Important Legal Notice: The plant varieties shown herein are protected by U.S. Plant Patents, or are U.S. Plant Patent Applied For, are protected by Canadian Plant Breeders' Rights, or are Canadian Plant Breeders' Rights Applied For, and/or are protected by trademark law. International Plant Breeders' Rights and/or trademarks also apply. In the U.S. and Canada, please visit provenwinners.com/patents for more information.

PW
PROVEN
WINNERS®

The #1 Plant Brand.®

111 East Elm Street, Suite D
Sycamore, Illinois 60178

Find Proven Winners locally or buy
online at www.provenwinners.com.

Proven Winners Gardening Hotline:
815-895-8130



PRSRT STD
U.S. Postage
PAID
Bloomington, IL
Permit No. 437



Suggested Retail Price: \$1.00

© 2018 Proven Winners® All rights reserved.

THE GARDENER'S IDEA BOOK

PW
PROVEN
WINNERS®
The #1 Plant Brand.®

What a Thrill!



Ooh-la-la! Imagine these beauties framing your front entrance. What sets these particular container recipes apart is their ability to go the distance, thanks in part to the thrillers that add an extra splash of razzle-dazzle.

Taller thrillers create a majestic effect, especially in large containers that can accommodate such an abundance of blooms and fantastic foliage. Plant your own or find the ready-to-go recipes at your favorite local garden center.

At left: SUPERTUNIA® Mini Blue Veined *Petunia*, SUPERTUNIA® ROYAL VELVET™ *Petunia* and SUPERBENA® Violet Ice *Verbena*

Beautiful for fall decor:

Enchanted Garden:

Sweet Caroline Raven *Ipomoea*
SUPERTUNIA® BLACK CHERRY® *Petunia*
SUPERTUNIA® LATTE™ *Petunia*

Thriller:

STRATOSPHERE™ White *Gaura*

Perfect colors for spring:

Lilac Festival:

SUPERTUNIA® Mini Blue Veined *Petunia*
SUPERTUNIA® ROYAL VELVET™ *Petunia*
SUPERBENA® Violet Ice *Verbena*

Thriller:

METEOR SHOWER® *Verbena*

Thrives in summer heat:

Summerfest:

GOLDSLOCKS ROCKS® *Bidens*
SUPERBELLS® Coralina *Calibrachoa*
SUPERTUNIA® ROYAL VELVET™ *Petunia*

Thriller:

GRACEFUL GRASSES®
PRINCE TUT™ *Cyperus*



Find these three recipes along with growing tips for each at provenwinners.com/2018recipes.

CONTAINED ABUNDANCE

Container recipes are trending larger and more complex as people look to create fewer plantings with higher impact. Start with a voluminous pot and pack it with a diverse collection of lush foliage and flowers to create an entire garden in one dynamic space. Choose a prominent plant for the focal point and skirt it with three or more varieties of complementary colors and textures. Then, watch them fuse into a stunning mosaic as they grow.



A



B



C



D



E



Find planting diagrams for each of the container recipes pictured here at provenwinners.com/abundance.

Container Tip:
Looking for large, eco-friendly, lightweight containers? Go to www.crescentgarden.com.

Opposite, outlined left to right:

On the Waterfront – ANGELFACE® Super Blue *Angelonia*, SUPERBELLS® Plum *Calibrachoa*, KARALEE® Petite Pink *Gaura* and Sweet Caroline Raven *Ipomoea*

A Night at the Opera – DIAMOND FROST® *Euphorbia*, ROCKIN'™ 'PLAYIN' THE BLUES® *Salvia*, SNOWSTORM® SNOW GLOBE® *Sutera* and SUPERBENA® Stormburst *Verbena*

The Wild Bunch – LADY GODIVA™ Orange *Calendula*, TOUCAN® Dark Orange *Canna*, TOUCAN® Rose *Canna* and VERMILLIONAIRE® *Cuphea*

Opposite and above, left to right:

A – HIPPO™ Red *Hypoestes*, Sweet Caroline Raven *Ipomoea*, SUNSATIA® BLOOD ORANGE™ *Nemesia*, SUPERTUNIA® HONEY™ *Petunia* and Tangerine Slice A-PEEL® *Thunbergia*

B – ANGELFACE® Super Pink *Angelonia*, TOUCAN® Yellow *Canna*, HIPPO™ Rose *Hypoestes*, 'Sweet Caroline Light Green' *Ipomoea*, LUSCIOUS® Royale Cosmo *Lantana*, SUNSATIA® Lemon *Nemesia* and BOLDLY® Hot Pink *Pelargonium*

C – LADY GODIVA™ Orange *Calendula*, TOUCAN® Dark Orange *Canna*, TOUCAN® Rose *Canna*, SUNSATIA® BLOOD ORANGE™ *Nemesia* and Sweet Caroline Raven *Ipomoea*

D – ANGELFACE® Super Blue *Angelonia*, KARALEE® Petite Pink *Gaura*, PINK CHABLIS® *Lamium maculatum*, PURPLE CHABLIS™ *Lamium maculatum*, ABLAZIN® Purple *Salvia*, SUPERBENA® Stormburst *Verbena* and METEOR SHOWER® *Verbena*

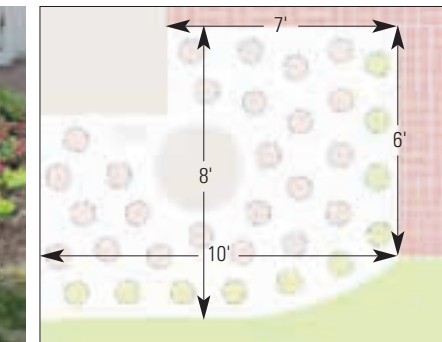

E – SUPERBELLS® OVER EASY™ *Calibrachoa*, DIAMOND FROST® *Euphorbia*, GRACEFUL GRASSES® PRINCE TUT™ *Cyperus* and GRACEFUL GRASSES® Fiber Optic Grass *Scirpus*



Small Budget | Huge Impact

You truly don't need to spend a fortune on flowers to have a beautiful garden. The before and after photos shown here and on the next page show how you can fill a large space quickly with lavish plants without breaking the bank. The key is to start with exceptional varieties.

See the Supertunia Vista® Fuchsia planted here? A single plant will cover three square feet with glowing color from spring through fall, and her cousins, Vista Bubblegum® and Vista Silverberry, are just as impressive. Now that's great bang for your buck!



- NUMBER OF PLANTS USED: 24 Petunia 10 Sedum
- TIME FROM PLANTING TO MATURITY: 6-8 weeks
- LIGHT REQUIREMENT: Best in full sun to light shade

Opposite, outlined at left top to bottom: SUPERTUNIA VISTA® Fuchsia *Petunia*, SUPERTUNIA VISTA® BUBBLEGUM® *Petunia* and SUPERTUNIA VISTA® SILVERBERRY *Petunia*

Opposite and at left: SUPERTUNIA VISTA® Fuchsia *Petunia* with LEMON CORAL™ *Sedum*

Find ideas for growing versatile Supertunia Vista® petunias in your garden at [provenwinners.com/impact](https://www.provenwinners.com/impact).



- SPACING BETWEEN PLANTS: 12-18"
- POTENTIAL SPREAD: 24-36"







- SPACING BETWEEN PLANTS: 8-12"
- POTENTIAL SPREAD: 10-14"



Above: Sweet Caroline Bewitched GREEN WITH ENVY™ *Ipomoea* and ROCKIN™ Deep Purple *Salvia*







-  PROJECT DIMENSIONS: 20' wide x 8' deep
-  NUMBER OF PLANTS USED: 14 *Ipomoea* 12 *Salvia*
-  TIME FROM PLANTING TO MATURITY: 6-8 weeks
-  LIGHT REQUIREMENT: Best in full sun to part shade

Growing Tip: Proven Winners water soluble plant food is specially formulated to help our plants thrive. Feed flowering plants every third time you water. Foliage plants like Sweet Caroline Bewitched can be fed less frequently.



Above: Lemon A-PEEL® *Thunbergia* and Tangerine Slice A-PEEL® *Thunbergia* with LUSCIOUS® BANANARAMA™ *Lantana* and LUSCIOUS® Royale Cosmo *Lantana* in foreground







-  DIMENSIONS OF FRAME: 8'6" wide x 7' high
-  NUMBER OF PLANTS USED: 3 *Thunbergia* 3 *Lantana*
-  TIME FROM PLANTING TO VINES REACHING TOP OF FRAME: 7 weeks
-  LIGHT REQUIREMENT: Best in full sun to light shade

 Find step-by-step instructions for building this privacy wall at provenwinners.com/privacy.



Above in landscape: GRACEFUL GRASSES® PRINCE TUT™ *Cyperus* and Sweet Caroline Bewitched AFTER MIDNIGHT™ *Ipomoea*
Above in containers: SUPERTUNIA® BORDEAUX™ *Petunia* and ROCKIN™ Deep Purple *Salvia*







-  PROJECT DIMENSIONS: 10' wide x 7' deep at center
-  NUMBER OF PLANTS USED: 12 *Ipomoea* 4 *Cyperus*
-  TIME FROM PLANTING TO MATURITY: 6-8 weeks
-  LIGHT REQUIREMENT: Best in full sun to part shade

 View planting guides for all of the gardens pictured here at provenwinners.com/plantingguides.



Above: Sweet Caroline Bewitched GREEN WITH ENVY™ *Ipomoea*, HIPPO™ Red and HIPPO™ Rose *Hypoestes*, GRACEFUL GRASSES® 'Fireworks' *Pennisetum*, GRACEFUL GRASSES® 'Sky Rocket' *Pennisetum* and GRACEFUL GRASSES® VERTIGO® *Pennisetum*



-  PROJECT DIMENSIONS: 25" wide x 6-10' deep
-  NUMBER OF PLANTS USED: 9 *Ipomoea* 10 *Hypoestes* 3 'Fireworks' 3 'Sky Rocket' 4 *Vertigo*
-  TIME FROM PLANTING TO MATURITY: 8 weeks
-  LIGHT REQUIREMENT: Best in full sun to light shade

Growing a Potager Garden




Overhead view of potager garden

At left in containers:
 SUPERTUNIA® BORDEAUX™
Petunia, GRACEFUL GRASSES®
 VERTIGO® *Pennisetum*,
 COLORBLAZE® MAROONED®
Solenostemon (Coleus)


At left in potager garden:
 LADY GODIVA™ Orange *Calendula*,
 SUPERBELLS® Garden Rose
Calibrachoa, DAHLIGHTFUL®
 CRUSHED CRIMSON™ *Dahlia*,
 SUMMER SHANDY™ *Humulus*
 (Hops Vine), 'Pardon My Lavender'
Monarda (Bee Balm), SUPERTUNIA®
 BORDEAUX™ *Petunia*, 'Golden
 Delicious' *Salvia*, Tangerine Slice
 A-PEEL® *Thunbergia*, along with
 many herbs and vegetables

Beauty and function intersect to form an aesthetically pleasing place where both culinary and fresh flower needs are met at once in the kitchen garden, or *potager*. The term potager comes from France, the birthplace of this time-honored tradition. More formal than a standard vegetable patch, a potager is often the central feature of a structured garden space.

Pictured here is an English-style potager where herbs, small vegetables and cut flower varieties, many of which are edible, intermingle beautifully. Mother and daughter delight in hosting tea parties together in this space.

 Explore more potager history and find garden party recipes at provenwinners.com/potager.


Below, outlined:
 LADY GODIVA™ Orange *Calendula*, DAHLIGHTFUL®
 CRUSHED CRIMSON™ *Dahlia*, SWEET ROMANCE®
Lavandula (Lavender) and OSO EASY® Lemon
 Zest *Rosa*





Does your garden work to support your lifestyle? These homeowners customized every square inch of their backyard to include stylish raised beds for growing hard-to-find Asian vegetables they enjoy cooking with and an adjacent seating space where they host parties for friends. Much of what they consume originates from their modern potager.

Flowers are added to draw in pollinators, ensuring a bountiful harvest from the kitchen garden and creating an elegant ambiance in this lively, useful space.

 Learn more about customizing your own potager garden at provenwinners.com/potagerparty.

At left in potager garden:
 VERMILLIONAIRE® *Cuphea*, HIPPO™ Rose *Hypoestes*, BETH'S BLUE® *Isotoma*, SWEET ROMANCE® *Lavandula* (Lavender), LEMON CORAL™ *Sedum mexicanum*, COLORBLAZE® ALLIGATOR TEARS® *Solenostemon* (Coleus) along with various herbs and vegetables

Opposite in various photos: SILVER BULLET® *Artemisia*, Sweet Caroline Bewitched AFTER MIDNIGHT™ *Ipomoea*, 'Pardon My Pink' *Monarda* (Bee Balm), GRACEFUL GRASSES® VERTIGO® *Pennisetum*, SUPERTUNIA® BORDEAUX™ *Petunia*, SUPERTUNIA® 'Lavender Skies' *Petunia*, SUPERTUNIA® Mini Blue Veined *Petunia*, SUPERTUNIA® ROYAL VELVET™ *Petunia* and METEOR SHOWER® *Verbena*



FROM GARDEN TO TABLE

GROWING SOLO



Above, from left to right: BLUSHING PRINCESS® *Lobularia*, ILLUSION® Midnight Lace *Ipomoea*, SUPERBELLS® BLUE MOON PUNCH™ *Calibrachoa*, ROCKIN'™ Deep Purple *Salvia* and ARTIST® Blue *Ageratum*



Above and at right: SILVER BULLET™ *Artemisia*, SUPERBELLS® RISING STAR™ *Calibrachoa*, Sweet Caroline Bewitched AFTER MIDNIGHT™ *Ipomoea*, SUPERTUNIA® Hot Pink Charm *Petunia*, COLORBLAZE® MAROONED® *Solenostemon* (Coleus) and SUPERBENA® Sparkling Ruby *Verbena*



PLANT FIRST, ARRANGE LATER

It's easy to decorate your porch or patio in a snap using solo containers of your favorite flowers and plants. Instead of combining everything together in one large pot, deconstruct it and grow them all separately, grouping the containers together by how much sun the plants prefer.

Growing solo eliminates the worry of watering or feeding plants in combinations too much or too little since you can satisfy each plant's needs individually. For instance, in the collection at left, you would feed Blushing Princess more frequently than Illusion® Midnight Lace.



MIX AND MATCH

We've all been there. You find a plant you really love at a garden center, but it doesn't quite jive with the other plants you've selected for your container. By potting each plant up individually and giving each one its own space, you can get away with grouping plants that wouldn't typically grow together.

Polish the look by using a group of containers that share one or more characteristics. The easiest method is to stick to one material and color, like the glazed white containers in the photo at right. Similarly, those pictured below are all unified by their earthy tones and textures.



Opposite at far left: SUNSATIA® BLOOD ORANGE™ *Nemesia*, GRACEFUL GRASSES® 'Fireworks' *Pennisetum*, SUPERTUNIA® HONEY™ *Petunia*, COLORBLAZE® APPLE BRANDY® and ROYAL GLISSADE® *Solenostemon* (Coleus)

Outlined from left to right: CHARMED® Wine *Oxalis*, SUNBINI® *Sanvitalia*, COLORBLAZE® APPLE BRANDY® *Solenostemon* (Coleus) and SUPERBENA® Royale Cherryburst *Verbena*

At right: GOLDILOCKS ROCKS® *Bidens*, SUPERBELLS® Coralina *Calibrachoa*, GRACEFUL GRASSES® PRINCE TUT™ *Cyperus*, GRACEFUL GRASSES® BLUE MOHAWK® *Juncus*, Sweet Caroline Bewitched GREEN WITH ENVY™ *Ipomoea* and SUPERTUNIA® Daybreak Charm *Petunia*



For ideas about how to form cohesive groupings using fabulous solo containers, go to provenwinners.com/growing solo.





JUST ADD

COLOR



It's time to reinvent those tired old containers in your shed and give them a whole new life using inexpensive spray paint in splashy colors. Start by painting the pots first, then pair plants that work with your new color schemes. These plantings will truly liven up neutral backdrops like gray, tan, or white.

 Find in-depth color and container makeover ideas at provenwinners.com/justaddcolor.

Purple containers: SUPERBELLS® EVENING STAR™ *Calibrachoa*, GRACEFUL GRASSES® PRINCE TUT™ *Cyperus*, GRACEFUL GRASSES® BLUE MOHAWK® *Juncus*, Sweet Caroline Bewitched GREEN WITH ENVY™ *Ipomoea*, Sweet Caroline Sweetheart JET BLACK™ *Ipomoea*, BLUSHING PRINCESS® *Lobularia*, DARK KNIGHT™ *Lobularia*, SUPERTUNIA® ROYAL VELVET™ *Petunia* and Bluebird *Nemesia*

Yellow containers: GOLDDILOCKS ROCKS® *Bidens*, SUPERBELLS® LEMON SLICE® *Calibrachoa*; GRACEFUL GRASSES® PRINCE TUT™ *Cyperus*, Sweet Caroline Bewitched GREEN WITH ENVY™ *Ipomoea*, SNOW PRINCESS® *Lobularia* and AMAZING DAISIES® DAISY MAY® *Leucanthemum*

Pink containers: Sweet Caroline Bewitched AFTER MIDNIGHT™ *Ipomoea*, SUPERTUNIA® Daybreak Charm *Petunia* and SUPERTUNIA VISTA® *Fuchsia Petunia*

Orange containers: SUPERBELLS® DREAMSICLE® *Calibrachoa*, GRACEFUL GRASSES® Fireworks® *Pennisetum*, LUSCIOUS® CITRUS BLEND™ *Lantana*, SUNSATIA® BLOOD ORANGE™ *Nemesia*, SUPERTUNIA® HONEY™ *Petunia*, COLORBLAZE® APPLE BRANDY® *Solenostemon* (Coleus) and COLORBLAZE® ROYAL GLISSADE® *Solenostemon* (Coleus)





New England Boysenberry: SUPERBELLS® Plum *Calibrachoa*, ROYAL HAWAIIAN® 'Black Coral' *Colocasia*, GRACEFUL GRASSES® Purple Fountain Grass *Pennisetum*, Sweet Caroline Sweetheart JET BLACK™ *Ipomoea*, ABLAZIN® Purple *Salvia*, SUPERTUNIA® BORDEAUX™ *Petunia* and SUPERBENA® Royale Plum Wine *Verbena*



Blackberry Jam: HELLO! Magentamen *Gerbera*, GRACEFUL GRASSES® BLUE MOHAWK® *Juncus*, SUNPATIENS® Compact Royal Magenta *Impatiens*, Sweet Caroline Sweetheart JET BLACK™ *Ipomoea*, SUPERTUNIA® Royal Magenta *Petunia* and COLORBLAZE® VELVETEEN® *Solenostemon* (Coleus)



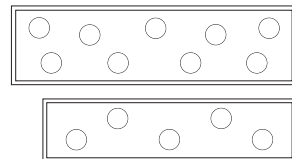
Sunny Skies: GOLDEN BUTTERFLY™ *Argyranthemum*, GOLDDUST® *Bidens*, SUPERBELLS® Yellow *Calibrachoa*, LUSCIOUS® Bananarama *Lantana*, GOLDDUST® *Mecardonia* and SUPERTUNIA® LIMONCELLO® *Petunia*



Wild Watermelon: ANGELFACE® Perfectly Pink *Angelonia*, SUPERBELLS® Coralina *Calibrachoa*, LUSCIOUS® PINKBERRY BLEND™ *Lantana*, SUPERTUNIA® BERMUDA BEACH® *Petunia* and SUPERBENA® Royale Peachy Keen *Verbena*

GO BOLD AT HOME

Purple window boxes? Absolutely! Your home should be an expression of your personal style. It should make your heart sing when you pull in the driveway after a long day. Boldly colored window boxes filled with cheery blooms like those shown here are guaranteed to boost your spirits. Change them up as often as you like. Draw inspiration from seasonal colors or choose a permanent color that complements your house. A few vibrant window boxes can transform a neutral home exterior into something extraordinary. A rainbow of options awaits at your local paint store.



RECOMMENDED NUMBER OF PLANTS FOR 2 SIZES OF WINDOW BOXES:
36" x 10" window box: 9 plants
32" x 8" window box: 5 plants

Atomic Tangerine: SUPERBELLS® DREAMSICLE® *Calibrachoa*, HELLO! Pumpkin *Gerbera*, SUNPATIENS® Compact Electric Orange *Impatiens*, LUSCIOUS® Marmalade *Lantana*, SUPERTUNIA® HONEY™ *Petunia* and COLORBLAZE® KEYSTONE KOPPER® *Solenostemon* (Coleus)



 Find planting designs for these window boxes and more at provenwinners.com/gobold.





These two homeowners custom-sized their gardens by limiting in-ground plantings to a small area around the patio and adding high quality pottery filled with flowers they love. Adding WaterWise® drip irrigation would save on watering time and cost, too.

▶ See WaterWise® video at provenwinners.com/waterwise.



At left: SUPERBELLS® RISING STAR™ *Calibrachoa*, SUPERBELLS® Double Ruby *Calibrachoa*, Sweet Caroline Bewitched AFTER MIDNIGHT™ *Ipomoea*, Sweet Caroline Red *Ipomoea*, INTENSIA® Red Hot *Phlox*, GRACEFUL GRASSES® 'Fireworks' *Pennisetum*, GRACEFUL GRASSES® Purple Fountain Grass *Pennisetum*, LEMON CORAL™ *Sedum*, COLORBLAZE® Dipt in Wine *Solenostemon* (Coleus) and COLORBLAZE® MAROONED® *Solenostemon* (Coleus)

Above, outlined left to right: SUPERBELLS® RISING STAR™ *Calibrachoa* and INTENSIA® Red Hot *Phlox*



Custom-Sized Gardens to Fit Your Lifestyle

Plant lovers like us have a way of letting our gardens monopolize all our precious free time, growing bigger every year. Let's take a look at how four homeowners achieved a healthy balance between work and play by custom-sizing their garden spaces. Is it time to reimagine your garden to fit your changing needs, budget, or space?

Above: ANGELFACE® Perfectly Pink *Angelonia*, SUPERBELLS® BLUE MOON PUNCH™ *Calibrachoa*, SUPERBELLS® SWEET TART™ *Calibrachoa*, SUPERBELLS® Double Orchid *Calibrachoa*, FAIRY DUST™ Pink *Cuphea*, Sweet Caroline Bewitched GREEN WITH ENVY™ *Ipomoea*, GRACEFUL GRASSES® VERTIGO® *Pennisetum*, SUPERTUNIA® Hot Pink Charm *Petunia*, SUPERTUNIA® Giant Pink *Petunia*, LEMON CORAL™ *Sedum*, COLORBLAZE® Dark Star *Solenostemon* (Coleus), SUPERBENA® Stormburst *Verbena* and METEOR SHOWER® *Verbena*



This homeowner went through an enormous transition when she retired and moved from her 1920s era home on a large property with mature trees to this smaller, new construction home on a bare, windswept lot. To make it feel more like "home" the first year, she decorated her 12x12 foot patio with furniture brought from her previous residence and lush pots of flowers in her favorite pastel colors. In the next phase, she plans to plant shade trees, ornamental grasses and panicle hydrangeas.

Above, at top: ARTIST® Purple *Ageratum*, ANGELFACE® Perfectly Pink *Angelonia*, SILVER BULLET™ *Artemisia*, FAIRY DUST™ Pink *Cuphea*, SUPERTUNIA® LOVIE DOVIE™ *Petunia*, SUPERBENA SPARKLING® Amethyst *Verbena* and SUPERBENA® Stormburst *Verbena*
 Above, outlined left to right: SILVER BULLET™ *Artemisia*, FAIRY DUST™ Pink *Cuphea*, SUPERBENA® Stormburst *Verbena* and SUPERTUNIA® LOVIE DOVIE™ *Petunia*


This homeowner has made it easier to water and feed his flowers by centralizing them on and around his deck where he and his daughter spend a lot of time together outdoors. To complement the mature orange trumpet vine he inherited with the home, he planted gold, orange and white annuals in earthy-colored containers.



At right: SUPERBELLS® OVER EASY™ *Calibrachoa*, SUPERBELLS® Spicy *Calibrachoa*, HELLO! Pumpkin *Gerbera*, HELLO! Sunshine *Gerbera*, LUSCIOUS® Lemonade *Lantana*, LUSCIOUS® Marmalade *Lantana*, MOJAVE® Tangerine *Portulaca*, COLORBLAZE® Dipt in Wine *Solenostemon* (Coleus), COLORBLAZE® KEYSTONE KOPPER® *Solenostemon* (Coleus), COLORBLAZE® LIME TIME™ *Solenostemon* (Coleus) and Orange A-PEEL® *Thunbergia*



At right, outlined left to right: SUPERBELLS® OVER EASY™ *Calibrachoa* and SUPERBELLS® Spicy *Calibrachoa*



TAMING A SLOPE



These homeowners transformed an unusable, hot, sunny slope into a dramatic focal point in their landscape, reclaiming lost ground and preventing erosion and runoff in the process. To give it a more natural look, the landscape contractor terraced the hillside using irregular-sized slabs of weathered sandstone outcropping, stacking them to build a curved staircase and three tiers of planting beds.

To conserve resources, they made a conscious decision to only grow low water use plants in this space. Shrubs and perennials were installed first; their extensive root systems bind the soil in place as they mature. Gaps were filled with colorful, easy care annuals. Lastly, a generous layer of shredded hardwood mulch was spread to conserve moisture and keep the plants' roots cool.



Find the plant list, care instructions, and more tips for gardening on a sunny, terraced slope at provenwinners.com/rockgarden.

SELECTING LANTANA:

Drought tolerant lantana varieties can range greatly in size, so read the labels carefully when you buy. Position shorter varieties in the lower tiers and taller ones closer to the top of your terraced slope to create a layered look.

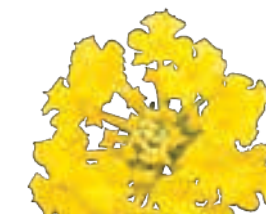
GROW SHALLOWER-ROOTED, TRAILING PLANTS NEAR THE EDGES:

Remember that the front tier of your terraced slope will have shallower soil than those above it. Plan to grow plants with shallower root systems there, including a few that will spread to spill over and soften the rocks' edges.

Outlined at right, left to right: LUSCIOUS® BANANARAMA™ *Lantana*, LAKOTA™ Santa Fe *Echinacea*, MOJAVE® Tangerine *Portulaca*, LUCIOUS® Royale Piña Colada *Lantana* and VERMILLIONAIRE® *Cuphea*



Opposite and above: FLAMBÉ® Yellow *Chrysocephalum*, VERMILLIONAIRE® *Cuphea*, MOJAVE® Tangerine *Portulaca*, LEMON CORAL™ *Sedum*, ROCKIN'™ PLAYIN' THE BLUES® *Salvia*, LUSCIOUS® BANANARAMA™ *Lantana*, LUCIOUS® Royale Piña Colada *Lantana*, LAKOTA™ Santa Fe *Echinacea*, 'Cat's Meow' *Nepeta*, 'Demin 'n Lace' *Perovskia*, ROCK 'N GROW® 'Lemonjade' *Sedum*, LO & BEHOLD® 'Blue Chip Jr.' *Buddleia* and SUNSHINE BLUE® II *Caryopteris*



Exuberant Annuals for the Shade



If your shade garden is starting to look a bit monotonous, consider punctuating the space with vividly colored annuals. Adding a few well-placed containers of stately Surefire® Red begonias under a tree or planting a narrow border of Endless® Illumination browallia along a path are simple ways to breathe new life into a lackluster space.

 Get inspired by our Pinterest board of shade gardening ideas at [provenwinners.com/shadeannuals](https://www.pinterest.com/provenwinners/shadeannuals).

At left: PEGASUS® Begonia, SUREFIRE® Red Begonia, SUREFIRE® Rose Begonia, HIPPO™ Rose Hypoestes, RUFFLES™ Lavender Impatiens, ROCKAPULCO® Coral Reef Impatiens, SUMMER WAVE® Large Amethyst Torenia, SHADOWLAND® 'Autumn Frost' Hosta and SHADOWLAND® 'Coast to Coast' Hosta

Below, outlined from left to right: ROCKAPULCO® Appleblossom Impatiens, RUFFLES™ Peach Impatiens, CATALINA® Midnight Blue Torenia, ARTFUL® HEARTFIRE® Caladium, ENDLESS® Illumination Browallia, SUREFIRE® Red Begonia and RUFFLES™ Fuchsia Rose Impatiens



At right:
A – ENDLESS® Illumination Browallia, ROCKAPULCO® Purple Impatiens, Sweet Caroline Sweetheart Lime Ipomoea, COLORBLAZE™ MAROONED™ Solenostemon (Coleus) and SUMMER WAVE® Large Blue Torenia

B – PEGASUS® Begonia, SUREFIRE® Red Begonia, HIPPO™ Rose Hypoestes, Sweet Caroline Bewitched AFTER MIDNIGHT™ Ipomoea, COLORBLAZE® LIME TIME™ Solenostemon (Coleus)



Above, C and D: PEGASUS® Begonia, SUREFIRE® Rose Begonia, ENDLESS® Flirtation Browallia, ARTFUL® HEARTFIRE® Caladium, ROCKAPULCO® Coral Reef Impatiens, ROCKAPULCO® Rose Impatiens, Sweet Caroline Sweetheart Lime Ipomoea, ABLAZIN' Purple Salvia, RUFFLES™ Lavender Impatiens, CATALINA® GRAPE-O-LICIOUS™ Torenia, SHADOWLAND® 'Autumn Frost' Hosta, along with Alocasia, Hellebore and Japanese Painted Fern



Garden Answer Presents Supertunia® Bordeaux™

If you're one of the millions of people who follow Garden Answer on Facebook and YouTube, you've seen the amazing success Laura has experienced with this gorgeous purplicious petunia. Totally on-trend for 2018, you'll see purple everywhere this year and Supertunia Bordeaux has it in spades. Add soft waves of cascading blooms to your hanging baskets, patio pots and garden beds, then watch it thrive from spring into fall without deadheading.

Container Tip: Since this petunia has trailing stems that grow as long as 30", try growing it in a hanging basket, tall upright container, or on a pedestal so its flowers will stay up off the ground.



**SUPERTUNIA
BORDEAUX™
Petunia**



Find specific planting and care tips for Supertunia Bordeaux at provenwinners.com/bordeaux.



See the Garden Answer video about Supertunia Bordeaux at provenwinners.com/plant-bordeaux.

Outlined at right, left to right:

Passport to Paris – SUPERTUNIA® BORDEAUX™ Petunia,
GRACEFUL GRASSES® PRINCE TUT™ Cyperus, 'Sweet
Caroline Light Green' Ipomoea

Evening in Paris – SUPERTUNIA® BORDEAUX™ Petunia,
SUPERTUNIA® ROYAL VELVET™ Petunia, SUPERBENA®
METEOR SHOWER® Verbena

Last Tango in Paris – SUPERTUNIA® BORDEAUX™ Petunia,
DIAMOND FROST® Euphorbia, SNOWSTORM® SNOW
GLOBE® Sutura

Opposite: SUPERTUNIA® BORDEAUX™ Petunia,
GRACEFUL GRASSES® VERTIGO® Pennisetum and
COLORBLAZE® MAROONED® Solenostemon (Coleus)



Pretty Potted Perennials

The richly textured foliage of coral bells, hostas, foamy bells and many other perennials adds long-lasting interest to containers, creating a look that can be tough to achieve using only annuals which focus more on flower power. The recipes pictured below are especially effective in shade conditions, but are versatile enough to grow in bright spaces, too.



Left to right: **Misty Mom** – DOLCE® ‘Silver Gumdrop’ *Heuchera* with FUN AND GAMES® ‘Red Rover’ *Heucherella* **Rhapsody** – DOLCE® ‘Appletini’ *Heuchera*, SHADOWLAND® ‘Autumn Frost’ and ‘Coast to Coast’ *Hosta* **Uptown Girl** – SHADOWLAND® ‘Wheee!’ *Hosta*, FUN AND GAMES® ‘Eye Spy’ *Heucherella* and Goldilocks *Lysimachia* **Ooh La La** – PRIMO® ‘Black Pearl’ *Heuchera*, PRIMO® ‘Wild Rose’ *Heuchera* and FUN AND GAMES® ‘Hopscotch’ *Heucherella* **New Flame** – FUN AND GAMES® ‘Eye Spy’ and ‘Red Rover’ *Heucherella*, SHADOWLAND® ‘Coast to Coast’ and ‘Wheee!’ *Hosta*

 Learn how to overwinter perennials in containers at www.provenwinners.com/containerperennials.

 Save your favorite pins of perennials for containers at provenwinners.com/pottedperennials.



Containers make suitable temporary homes for larger sized perennials, like those shown here, as you prepare a permanent space for them in the landscape.

Above, left to right: **Dream Weaver** – PRIMO™ ‘Pretty Pistachio’ *Heuchera* with PEGASUS® *Begonia* and SUREFIRE® *Rose Begonia*

Waterfall – ‘Chantilly Lace’ *Aruncus*, ‘Stand By Me’ *Clematis*, COLOR SPIRES® ‘Crystal Blue’ *Salvia* and DIAMOND DELIGHT® *Euphorbia*

Unbreakable Heart – PRIMO™ ‘Black Pearl’ *Heuchera*, AMAZING DAISIES® DAISY MAY® *Leucanthemum*, COLOR SPIRES® ‘Crystal Blue’ *Salvia*




PRIMO™ ‘Black Pearl’ *Heuchera* (Coral Bells)
Sun to shade, 8-10" tall, Zones 4-9

 PERENNIAL OF THE YEAR

PRIMO™ ‘Black Pearl’ *Heuchera*

PRIMO™ ‘Black Pearl’ Heuchera – Meet this low maintenance, high drama queen that’s a breeze to grow in sun or shade. We love the pearly black sheen of her ruffled leaves – the darkest we’ve ever seen on a coral bells – and her vigorous constitution. Showcase Primo ‘Black Pearl’ in a gorgeous piece of pottery or plant her in the landscape where she’ll become an instant focal point.

 Find specific planting and care tips for PRIMO™ ‘Black Pearl’ at provenwinners.com/blackpearl.



LANDSCAPE
PLANT OF
THE YEAR

SPILED WINE® *Weigela*
Full sun, 2-3' tall, Zones 4-8

SPILED WINE®
Weigela

SPILED WINE® *Weigela*

Rich, velvety foliage forms a sumptuous textural backdrop for a bright floral bouquet of magenta pink blossoms that sing every spring. Paint your landscape with this gorgeous, easy to maintain, flowering shrub that Bambi won't eat.

WORLD-CLASS SHRUBS



NEW

AT LAST® *Rosa*
Full sun, 2½-3' tall, Zones 5-9

AT LAST® *Rose*

At Last® combines all the romance of a beautifully fragrant, fully-petaled tea rose with the no-nonsense practicality of a disease-resistant landscape rose. Exquisite apricot blossoms are produced non-stop from late spring through fall.



NEW

Above, clockwise from upper left: PUGSTER® Blue, PUGSTER® Periwinkle, PUGSTER® White and PUGSTER® Pink *Buddleia* Full sun, 2' tall, Zones 5-9

PUGSTER® *Buddleia*

Expect bold color and plump plumes on dwarf 2' tall plants from summer to frost with this new series of floriferous butterfly bushes. Northern gardeners will also appreciate how their thicker stems are extra cold hardy.

DO IT! Learn how to grow SPILED WINE® at provenwinners.com/spilledwine.

Cut Flowers for Every Season

Shrubs might not be the first plants you think of when cutting flowers for bouquets, but if you plan for it, they'll keep your vases full in all four seasons. Grow at least one shrub from each of the categories shown here and you'll have colorful flowers, twigs and berries from Valentine's Day to Christmas.

SPRING

SHOW OFF® forsythia
BLOOMERANG® lilac
DOUBLE TAKE™ quince

SUMMER

'Aphrodite' sweetshrub
INCREDIBALL® smooth hydrangeas
INVINCIBELLE® smooth hydrangeas
LET'S DANCE® bigleaf hydrangeas
Panicle hydrangeas

FALL

PEARL GLAM® and PURPLE PEARLS® beautyberry
PROUD BERRY™ coral berry
BRANDYWINE™ viburnum

WINTER

ARCTIC™ red twig dogwood
Winterberry holly
CASTLE™ blue holly

FOLIAGE

Ninebark
KODIAK® diervilla
WINE & ROSES® weigela



Save pins of the best annuals, perennials and shrubs for fresh bouquets at provenwinners.com/freshbouquet.



Find an interactive seasonal cut flower guide at provenwinners.com/seasonalbouquet.



From left to right: DOUBLE TAKE ORANGE™ *Chaenomeles*, SHOW OFF® Sugar Baby *Forsythia*, 'Limelight' *Hydrangea*, PROUD BERRY™ *Symphoricarpos*, ARCTIC FIRE® *Cornus*, BERRY POPPINS® *Ilex*, and SUMMER WINE® *Physocarpus*